

**Harnett County  
Fiscal Year 2027  
Budget Ordinance**



## Budget Ordinance

### Fiscal Year 2026-2027

BE IT ORDAINED by the Board of Commissioners of Harnett County, North Carolina, in accordance with G.S. 159-13 of the North Carolina General Statutes, that:

#### Section 1: Expenditures

The following expenditure amounts are hereby appropriated for the operation of the county government and its activities for the fiscal year beginning July 1, 2026, and ending June 30, 2027, in accordance with the chart of accounts heretofore established for the County:

#### Capital Reserve Funds

CAPITAL RESERVE - BOARD OF EDUCATION	2,421,528
CAPITAL RESERVE - LIBRARY	326,000
CAPITAL RESERVE - EMERGENCY SERVICES	2,671,124
CAPITAL RESERVE - FACILITIES MAINTENANCE	500,000
CAPITAL RESERVE - GENERAL GOVERNMENT	1,250,000
CAPITAL RESERVE - PARKS & RECREATION	671,821
CAPITAL RESERVE - SHERIFF	325,000
CAPITAL RESERVE - HARTS	220,740
CAPITAL RESERVE - SOLID WASTE POST CLOSURE	400,000
CAPITAL RESERVE - TRANSPORTATION	80,000
CAPITAL RESERVE - CCCC	3,296,162

#### Debt Service Funds

DEBT SERVICE - GENERAL GOVERNMENT	4,774,701
DEBT SERVICE - BOARD OF EDUCATION	27,725,571
DEBT SERVICE - HARNETT REGIONAL WATER	4,238,220
DEBT SERVICE - SOLID WASTE	124,875

#### Enterprise Funds

<b>HARNETT REGIONAL WATER</b>	
HRW ADMINISTRATION	9,983,998
WATER TREATMENT PLANT	12,543,204

WASTEWATER TREATMENT PLANT	5,207,643
SOUTH HARNETT WASTEWATER PLANT	4,875,003
WATER DISTRIBUTION	9,914,493
SEWER COLLECTIONS	6,954,849
RETIREE INSURANCE HRW	124,590
NON-DEPARTMENTAL	4,238,220
<b>TOTAL HARNETT REGIONAL WATER</b>	<b>53,842,000</b>
<b>SOLID WASTE MANAGEMENT</b>	<b>9,911,210</b>

### General Fund

<b>Culture &amp; Recreation</b>	
PARKS & RECREATION	2,395,310
MAIN LIBRARY	2,650,119
ANGIER BRANCH LIBRARY	379,241
BENHAVEN BRANCH LIBRARY	330,385
COATS BRANCH LIBRARY	298,646
DUNN BRANCH LIBRARY	464,066
ERWIN BRANCH LIBRARY	346,331
LIBRARY - BOOKMOBILE	224,786
CULTURAL & REC APPROP	150,000
<b>Economic &amp; Physical Development</b>	
DEVELOPMENT SERVICES	1,649,468
INSPECTIONS	1,921,499
ECONOMIC DEVELOPMENT	1,088,774
COMMUNITY DEVELOPMENT	11,090
WIOA - ADMINISTRATION	697,919
COOPERATIVE EXTENSION	554,132
COOPERATIVE EXT SPECIAL PROG	65,000
<b>Education</b>	
BOARD OF EDUCATION	45,995,293
CCCC	2,553,156

<b>Environmental Protection</b>	
SOIL & WATER	451,307
FORESTRY PROGRAM	147,261
ENVIRONMENTAL PROT ALLOC	16,000
<b>General Government</b>	
GOVERNING BODY	646,625
ADMINISTRATION	1,723,250
FINANCE	2,434,140
RETIREE INSURANCE	1,017,819
TAX	2,699,346
LEGAL SERVICES	910,934
HUMAN RESOURCES	834,215
INSURANCE - PROPERTY & LIABILITY	1,878,997
BOARD OF ELECTIONS	1,148,189
CLERK OF COURT	114,200
REGISTER OF DEEDS	1,143,389
GENERAL SERVICES	335,533
FACILITIES MAINTENANCE	4,467,376
FACILITIES - PROJECTS	293,057
FLEET MAINTENANCE	1,166,803
INFORMATION TECHNOLOGY	2,272,412
GIS	1,151,345
<b>Human Services</b>	
HEALTH ADMINISTRATION	7,264,095
VITAL RECORDS	278
LABORATORY SERVICES	109,698
CHILD HEALTH	257,969
IMMUNIZATION ACTION PLAN	3,680
SCHOOL HEALTH NURSE	150,000
ADULT HEALTH SERVICE	156,746
SEXUALLY TRANSMITTED DISEASE	31,095
MATERNAL HEALTH	86,723
FAMILY PLANNING	112,263
TUBERCULOSIS PROGRAM	20,506
COMMUNICABLE DISEASES	2,015

TANF	16,703
HEALTH EDUCATION	16,886
CHILD FATALITY PREVENTION TEAM	4,871
HIV-STD COUNTY	3,571
HEALTH PROMOTION	4,197
HEALTHY COMMUNITIES	19,498
ITTS	8,502
MOBILE HEALTH PROGRAM	12,940
WIC - ADMINISTRATION	348
WIC - CLIENT SERVICES	163,396
WIC - NUTRITION EDUCATION	6,799
WIC - BREASTFEEDING	3,892
WIC - PEER BREASTFEEDING	1,390
CMARC	91,072
CMHRP	182,550
BIOTERRORISM	26,729
ENVIRONMENTAL SERVICES	133,695
HEALTH DEPARTMENT GRANTS	108,554
MENTAL HEALTH	814,000
SENIOR HEALTH SERVICE	1,911,697
DSS - ADMINISTRATION	3,843,571
DSS - FRAUD PREVENTION	492,031
DSS - ADULT SERVICES	1,647,092
DSS - WORKFIRST	496,516
DSS - ENERGY PROGRAMS	332,706
DSS - CHILD CARE SUBSIDY	474,970
DSS - CHILD PROTECTIVE SERVICES	2,973,772
DSS - FOSTER CARE	6,283,830
DSS - ADOPTION	549,896
DSS - CHILD SUPPORT	1,934,639
DSS - ADULT MEDICAID	3,498,392
DSS - FAMILY & CHILDRENS MEDICAID	3,162,460
DSS - MEDICAID TRANSPORTATION	211,648
DSS - FOOD STAMPS	2,661,294
VETERANS SERVICES	602,086
RESTITUTION	198,869

<b>Non-Departmental</b>	
CONTINGENCY	6,452,686
CAPITAL RESERVE FUND - GENERAL	500,000
CAPITAL RESERVE FUND - GREENWAYS	100,000
CAPITAL RESERVE FUND - PARKS & RECREATION	200,000
CAPITAL RESERVE FUND - SHERIFF	325,000
DEBT SERVICE FUND - GENERAL GOVERNMENT & BOARD OF EDUCATION	17,000,000
CAPITAL RESERVE FUND - HARNETT COUNTY SCHOOLS	2,421,528
<b>Public Safety</b>	
SHERIFF	20,600,856
CAMPBELL DEPUTIES	750,956
SCHOOL RESOURCE OFFICER	2,785,416
CHILD SUPPORT ENFORCEMENT	96,919
POLICE ATHLETIC LEAGUE	205,251
JAIL	8,988,007
EMERGENCY SERVICES	1,841,300
EMERGENCY MEDICAL SERVICE	13,797,232
RESCUE DISTRICTS	6,711,494
ANIMAL CONTROL	720,146
ANIMAL SHELTER	975,662
MEDICAL EXAMINER	230,000
COMMUNICATIONS	3,129,507
<b>Transportation</b>	
TRANSPORTATION	2,030,078
TRANSPORTATION - ADMIN	710,873
HARNETT REGIONAL JETPORT	1,573,445
<b>General Fund Total</b>	<b>219,863,899</b>

**Internal Service Funds**

DENTAL INSURANCE	655,000
EMPLOYEE CLINIC	276,351
FLEET REPLACEMENT	3,068,114
FLEXIBLE SPENDING ACCOUNT	400,000
HEALTH INSURANCE	18,868,564
INFORMATION TECHNOLOGY	4,221,070
RETIREE HEALTH INSURANCE	1,500,000
UNEMPLOYMENT INSURANCE	250,000
WORKERS COMPENSATION FUND	875,000
RISK MANAGEMENT FUND	2,865,985

## Special Districts

The actual net proceeds from the property taxes levied within each district below and the sales tax collected on behalf of each district below shall constitute the appropriation. All net taxes including sales tax shall be distributed to the appropriate district, as estimated below:

District	Total Revenue FY 27 Rate Produces
<b>Averasboro School</b>	<b>475,208</b>
<b>Fire Districts</b>	
<b>Anderson Creek</b>	<b>2,830,073</b>
Angier	2,437,194
<b>Benhaven</b>	<b>2,041,573</b>
Benson	149,679
Boone Trail	1,136,584
Buies Creek	1,050,614
Cape Fear	1,513
Coats/Grove	1,086,477
Crains Creek	96,608
Cypress Pointe	84,879
<b>Dunn</b>	<b>2,582,576</b>
<b>Duke</b>	<b>606,989</b>
Flatbranch	764,526
Flatwoods	173,863
Godwin	8,730
Northwest Harnett	1,871,486
Spout Springs	3,170,360
Summerville	1,534,388
<b>West Area</b>	<b>109,826</b>
West Johnston	48,494
<b>Total Fire Districts</b>	<b>21,786,432</b>

### Special Revenue Funds

ASSET FORFEITURES	185,000
AUTOMATION ENHANCEMENT & PRESERVATION	102,200
CONCEALED WEAPON PERMIT	10,000
DSS TRUST ACCOUNTS	1,000,000
EMERGENCY RESPONSE PLANNING	80,000
EMERGENCY TELEPHONE SYSTEM	524,971
FINES AND FORFEITURES	300,000
OPIOID SETTLEMENT	253,576
RADIO SYSTEM	426,701
REVALUATION SPECIAL REVENUE FUND	800,000
SHERIFF'S EXECUTION	200,000
SPECIAL DISTRICTS	22,261,640
VETERANS TREATMENT COURT SPECIAL REVENUE FUND	287,121

## Section 2: Revenues

The following revenues are estimated to be available to fund the operations of the county government and are hereby approved for the fiscal year beginning July 1, 2026, and ending June 30, 2027, in accordance with the chart of accounts heretofore established for the county.

### Capital Reserve Funds

<b>CAPITAL RESERVE - BOARD OF EDUCATION</b>	
INTERFUND / BUDGETARY	2,421,528
<b>TOTAL CAPITAL RESERVE - BOARD OF EDUCATION</b>	<b>2,421,528</b>
<b>CAPITAL RESERVE - EMERGENCY SERVICES</b>	
INTERFUND / BUDGETARY	2,671,124
<b>TOTAL CAPITAL RESERVE - EMERGENCY SERVICES</b>	<b>2,671,124</b>
<b>CAPITAL RESERVE - GENERAL GOVERNMENT</b>	
INTERFUND / BUDGETARY	1,250,000
<b>TOTAL CAPITAL RESERVE - GENERAL GOVERNMENT</b>	<b>1,250,000</b>
<b>CAPITAL RESERVE - FACILITIES MAINTENANCE</b>	
INTERFUND / BUDGETARY	500,000
<b>TOTAL CAPITAL RESERVE - FACILITIES MAINTENANCE</b>	<b>500,000</b>
<b>CAPITAL RESERVE - HARTS</b>	
INTERFUND / BUDGETARY	220,740
<b>TOTAL CAPITAL RESERVE - HARTS</b>	<b>220,740</b>
<b>CAPITAL RESERVE - LIBRARY</b>	
RESTRICTED REVENUE	100,000
INTERFUND / BUDGETARY	226,000
<b>TOTAL CAPITAL RESERVE - LIBRARY</b>	<b>326,000</b>
<b>CAPITAL RESERVE - PARKS &amp; RECREATION</b>	
INTERFUND / BUDGETARY	671,821
<b>TOTAL CAPITAL RESERVE - PARKS &amp; RECREATION</b>	<b>671,821</b>
<b>CAPITAL RESERVE - TRANSPORTATION</b>	
INTERFUND / BUDGETARY	80,000
<b>TOTAL CAPITAL RESERVE - TRANSPORTATION</b>	<b>80,000</b>
<b>CAPITAL RESERVE - SHERIFF</b>	
INTERFUND / BUDGETARY	325,000

<b>TOTAL CAPITAL RESERVE - SHERIFF</b>	<b>325,000</b>
<b>CAPITAL RESERVE - SOLID WASTE POST CLOSURE</b>	
INTERFUND / BUDGETARY	400,000
<b>TOTAL CAPITAL RESERVE - SOLID WASTE POST CLOSURE</b>	<b>400,000</b>
<b>CAPITAL RESERVE - ECONOMIC DEVELOPMENT</b>	
<b>CAPITAL RESERVE - CCCC</b>	
INTERFUND / BUDGETARY	3,296,162
<b>TOTAL CAPITAL RESERVE - CCCC</b>	<b>3,296,162</b>
<b>DEBT SERVICE - BOARD OF EDUCATION</b>	
TAXES - SALES	10,782,107
INTERFUND / BUDGETARY	16,943,464
<b>TOTAL DEBT SERVICE - BOARD OF EDUCATION</b>	<b>27,725,571</b>
<b>DEBT SERVICE - GENERAL GOVERNMENT</b>	
INTERFUND / BUDGETARY	4,774,701
<b>TOTAL DEBT SERVICE - GENERAL GOVERNMENT</b>	<b>4,774,701</b>
<b>DEBT SERVICE - HARNETT REGIONAL WATER</b>	
INTERFUND / BUDGETARY	4,238,220
<b>TOTAL DEBT SERVICE - HARNETT REGIONAL WATER</b>	<b>4,238,220</b>
<b>DEBT SERVICE - SOLID WASTE</b>	
INTERFUND / BUDGETARY	124,875
<b>TOTAL DEBT SERVICE - SOLID WASTE</b>	<b>124,875</b>
<b>HARNETT REGIONAL WATER</b>	
SERVICE CHARGES	850,000
ENTERPRISE CHARGES	2,642,000
FACILITY FEES	49,825,000
MISCELLANEOUS REVENUE	525,000
<b>TOTAL HARNETT REGIONAL WATER</b>	<b>53,842,000</b>

<b>SOLID WASTE MANAGEMENT</b>	
INTERGOVERNMENTAL	375,000
ENTERPRISE CHARGES	4,014,000
SOLID WASTE MANAGEMENT	5,422,210
MISCELLANEOUS REVENUE	100,000
<b>TOTAL SOLID WASTE MANAGEMENT</b>	<b>9,911,210</b>
AD VALOREM TAXES - REAL	114,212,575
AD VALOREM TAXES - MOTOR VEHICLE	15,000,000
AVTAXES - REAL DELINQUENT	375,000
AD VALOREM TAXES - PENALTIES	325,000
ARTICLE 39 SALES TAX	12,630,000
ARTICLE 40 SALES TAX	9,800,000
ARTICLE 42 SALES TAX	5,200,000
ARTICLE 44 SALES TAX	7,335,000
EXCISE TAX	1,900,000
RESTRICTED - FEDERAL	15,723,727
FEDERAL MEDICAID	1,207,714
MEDICAID COST SETTLEMENT	366,900
RESTRICTED - STATE	2,600,554
RESTRICTED - LOCAL	53,000
MEDICAID HOLD HARMLESS	2,800,000
SERVICE CHARGES - DEPARTMENTAL	19,512,746
SERVICE CHARGES - INDIRECT COST	1,587,098
SERVICE CHARGES - CONCESSIONS	95,700
SERVICE CHARGES - INVEST EARNINGS	4,000,000
CONTRIBUTIONS AND DONATIONS	72,047
LEASE / RENT	174,386
OTHER REVENUE	1,020,889
FUND BALANCE APPROPRIATED	3,871,563
<b>TOTAL General Fund</b>	<b>219,863,899</b>
<b>DENTAL INSURANCE</b>	
SERVICE CHARGES	655,000
<b>TOTAL DENTAL INSURANCE</b>	<b>655,000</b>
<b>EMPLOYEE CLINIC</b>	
SERVICE CHARGES	276,351

<b>TOTAL EMPLOYEE CLINIC</b>	<b>276,351</b>
<b>FLEET REPLACEMENT</b>	
SERVICE CHARGES	980,420
MISCELLANEOUS INCOME	12,000
INTERFUND / BUDGETARY	2,075,694
<b>TOTAL FLEET REPLACEMENT</b>	<b>3,068,114</b>
<b>FLEXIBLE SPENDING ACCOUNT</b>	
SERVICE CHARGES	400,000
<b>TOTAL FLEXIBLE SPENDING ACCOUNT</b>	<b>400,000</b>
<b>HEALTH INSURANCE</b>	
SERVICE CHARGES	14,368,564
MISCELLANEOUS INCOME	4,500,000
<b>TOTAL HEALTH INSURANCE</b>	<b>18,868,564</b>
<b>INFORMATION TECHNOLOGY</b>	
SERVICE CHARGES	166,000
MISCELLANEOUS INCOME	4,055,070
<b>TOTAL INFORMATION TECHNOLOGY</b>	<b>4,221,070</b>
<b>RETIREE HEALTH INSURANCE</b>	
SERVICE CHARGES	1,500,000
<b>TOTAL RETIREE HEALTH INSURANCE</b>	<b>1,500,000</b>
<b>UNEMPLOYMENT INSURANCE</b>	
SERVICE CHARGES	250,000
<b>TOTAL UNEMPLOYMENT INSURANCE</b>	<b>250,000</b>
<b>WORKERS COMPENSATION FUND</b>	
SERVICE CHARGES	850,000
INTERFUND / BUDGETARY	25,000
<b>TOTAL WORKERS COMPENSATION FUND</b>	<b>875,000</b>
<b>RISK MANAGEMENT FUND</b>	
SERVICE CHARGES	2,865,985
<b>TOTAL RISK MANAGEMENT FUND</b>	<b>2,865,985</b>
<b>ASSET FORFEITURES</b>	
INTERFUND / BUDGETARY	185,000

<b>TOTAL ASSET FORFEITURES</b>	<b>185,000</b>
<b>AUTOMATION ENHANCEMENT &amp; PRESERVATION</b>	
SERVICE CHARGES	85,000
INTERFUND / BUDGETARY	17,200
<b>TOTAL AUTOMATION ENHANCEMENT &amp; PRESERVATION</b>	<b>102,200</b>
<b>CONCEALED WEAPON PERMIT</b>	
SERVICE CHARGES	10,000
<b>TOTAL CONCEALED WEAPON PERMIT</b>	<b>10,000</b>
<b>EMERGENCY RESPONSE PLANNING</b>	
MISCELLANEOUS INCOME	75,000
INTERFUND / BUDGETARY	5,000
<b>TOTAL EMERGENCY RESPONSE PLANNING</b>	<b>80,000</b>
<b>EMERGENCY TELEPHONE SYSTEM</b>	
TAXES - OTHER	524,971
<b>TOTAL EMERGENCY TELEPHONE SYSTEM</b>	<b>524,971</b>
<b>FINES AND FORFEITURES</b>	
MISCELLANEOUS INCOME	300,000
<b>TOTAL FINES AND FORFEITURES</b>	<b>300,000</b>
RESTRICTED REVENUE	253,576
<b>TOTAL OPIOID SETTLEMENT</b>	<b>253,576</b>
<b>RADIO SYSTEM</b>	
SERVICE CHARGES	375,076
INTERFUND / BUDGETARY	51,625
<b>TOTAL RADIO SYSTEM</b>	<b>426,701</b>
<b>REVALUATION SPECIAL REVENUE FUND</b>	
INTERFUND / BUDGETARY	800,000
<b>TOTAL REVALUATION SPECIAL REVENUE FUND</b>	<b>800,000</b>
<b>SHERIFF'S EXECUTION</b>	
SERVICE CHARGES	200,000
<b>TOTAL SHERIFF'S EXECUTION</b>	<b>200,000</b>
<b>SPECIAL DISTRICTS</b>	
TAXES - AD VALOREM	17,986,924

MISCELLANEOUS INCOME	4,274,716
<b>TOTAL SPECIAL DISTRICTS</b>	<b>22,261,640</b>
<b>VETERANS TREATMENT COURT SPECIAL REVENUE FUND</b>	
RESTRICTED REVENUE	287,121
<b>TOTAL VETERANS TREATMENT COURT SPECIAL REVENUE FUND</b>	<b>287,121</b>
<b>COMMUNITY DEVELOPMENT</b>	
<b>DSS TRUST ACCOUNTS</b>	
MISCELLANEOUS INCOME	1,000,000
<b>TOTAL DSS TRUST ACCOUNTS</b>	<b>1,000,000</b>

### Section 3: Board of Commissioners Compensation

The following is the salary schedule for the Harnett County Board of Commissioners for the fiscal year beginning July 1, 2026, and ending June 30, 2027, as in accordance with G.S. 153A-28 and G.S. 153A-92:

Chairman	\$	16,500	per year	+\$ 610	per month (Travel)
Vice Chairman	\$	15,570	per year	+\$ 610	per month (Travel)
Commissioner	\$	15,000	per year	+\$ 610	per month (Travel)

### Section 4: Tax Levies

#### General Fund

There is hereby levied a tax at the rate of seventy-five cents (.75) per one hundred dollars (\$100) valuation of property listed as of January 1, 2026, for the purpose of raising revenue listed as Tax - Ad Valorem Tax in the Harnett County General fund in Section 2 of this ordinance. The rate of tax, for the purpose of taxation, is based upon an estimated total valuation of real and personal property of \$13,730,959,258 and motor vehicles of \$2,024,315,809 together with anticipated delinquent collections of \$375,000 and penalties of \$325,000, should generate a total Tax-Ad Valorem of at least \$129,912,575. FY 2026-2027 estimates for real and personal property and for motor vehicle values are based on a property tax collection percentage of 99.32%, which is the collection percentage for the fiscal year ending June 30, 2025.

#### Special Averagesboro School District Tax Levy

There is hereby levied a tax at the rate of two cents (.02) per one hundred dollars (\$100) valuation of property listed for taxes as of January 1, 2026, located within the Special Averagesboro School District for the raising of revenue for said Special School District. This rate of tax, for the purpose of taxation, is based upon an estimated total valuation of property of \$1,868,385,361 and an estimated collection rate of 99.32% and, together with anticipated delinquent collections, should generate a total Tax-Ad Valorem of at least \$475,208.

### Special Fire District Tax Levies

There is hereby levied the following tax rates per hundred dollars (\$100) valuation of property listed for taxes as of January 1, 2026, located within the Special Districts indicated below for the purpose of providing revenue for said Districts.

District	FY 27 Rate
Anderson Creek	0.150
Angier/Black River	0.085
Benhaven	0.130
Banner	0.120
Boone Trail	0.110
Buies Creek	0.1075
Cape Fear	0.144
Coats/Grove	0.110
Crains Creek	0.110
Cypress Pointe	0.095
Duke	0.120
Dunn/Averasboro	0.115
Flatbranch	0.130
Flatwoods	0.120
Godwin/Falcon	0.150
Northwest Harnett	0.080
Spout Springs	0.120
Summerville-Bunnlevel	0.110
West Area	0.150
West Johnston	0.120

The Tax Administrator of Harnett County is hereby authorized, empowered, and commanded to collect the taxes set forth in the tax records filed in the office of the Harnett County Tax Department in the amounts and from the taxpayers likewise therein set forth. Such taxes are hereby declared to be a first lien upon all real property of the respective taxpayers in the County of Harnett, and this order shall be a full and sufficient authority to direct, require, and enable the Tax Administrator to levy on and sell any real or personal property of such taxpayers, for and on account thereof, in accordance with the law.

## Section 5: Board of Education

The following categories of funding are provided for the FY 2026-2027 budget year to meet the needs of the Harnett County Board of Education as detailed in the Harnett County Schools FY 2026-2027 Budget Request dated April 23, 2026.

### A. Current Expense:

On July 1, 2016, Harnett County adopted a funding formula to serve as a basis for providing current expense dollars to the Harnett County Schools. This formula is based upon information provided by the NC Department of Public Instruction (NCDPI) for student count (2nd month ADM) and the Three-Year Average of Appropriations provided by the County to the Schools. A more detailed discussion of this policy can be found in the Harnett County Fiscal Policy.

#### Funding Formula Allocation

NCDPI student count (June 17, 2026)	19,682
Three-year Average Appropriations	<u>1,516 (June 17, 2026)</u>
Base Funding, per fiscal policy	29,838,502
Plus, student count for charter schools 2508.00	<u>3,802,203</u>
Total funding, per fiscal policy	\$ 33,640,706

For the Fiscal Year Budget, the County will provide funding as follows:

Fiscal Year 2026 Allocation	\$ 39,995,293
Fiscal Year 2027 Current Expansion Request funding	<u>6,000,000</u>
Total Budgeted Appropriation	\$ 45,995,293

The total appropriation budgeted for Fiscal Year 2027 will provide a per pupil funding of \$2,072.79.

Supplemental taxes for the Special Averagesboro School District, as outlined in Section 3 of this document, are not included in this current expense funding formula.

### B. Capital Outlay:

On July 1, 2016, Harnett County adopted a funding formula for capital and capital maintenance to provide an appropriation based on an amount equal to 65% of the prior fiscal year ADM Lottery proceeds with the remaining 35% set aside for future land purchase or debt payments. On March 31, 2021,

Harnett County Schools was awarded a Needs-Based Capital Grant which results in the forfeiture of lottery proceeds for five years. In order to not penalize the Board of Education for the forfeiture of lottery proceeds, the Board of Commissioners has agreed to fund the capital and capital maintenance needs in the amount of \$1,021,528.

- C. Capital Improvements: In accordance with the approved FY 2027-2033 Capital Improvements Program (CIP), \$1,400,000 is hereby appropriated for school maintenance needs described in the CIP.
- D. School Debt: Funds to continue to retire the debt for our public schools have been included. The amounts are as follows:

<b>2020 Limited Obligation Refunding Bonds</b>	
Interest	358,525
Principal	3,735,000
<b>2012B Qualified School Construction Bonds</b>	
Interest	1,365,196
Principal	1,222,538
<b>2016 Qualified School Construction Bonds</b>	
<b>2017 GO Bonds - Schools (Benhaven Elementary)</b>	
Interest	556,813
Principal	1,475,000
<b>2020 GO Bonds for Erwin Elementary School</b>	
Interest	627,344
Principal	1,375,000
<b>2021 GO Bonds for NW Harnett Elementary School</b>	
Interest	1,085,750
Principal	2,150,000
<b>2025 Limited Obligation Bonds for Flatwoods Middle School</b>	
Interest	3,731,407
Principal	4,030,000
<b>Total School Debt Payments</b>	<b>\$ 21,712,573</b>

E. Board of Education member compensation: In accordance with G.S. 115C-38 and G.S. 153A-92, the following maximum compensation levels for the Harnett County Board of Education are established for the fiscal year beginning July 1, 2026, and ending June 30, 2027:

Chairman	\$	16,500	per year	+\$ 610	per month (Travel)
Vice Chairman	\$	15,570	per year	+\$ 610	per month (Travel)
Member	\$	15,000	per year	+\$ 610	per month (Travel)

### Section 6: Economic Development

Section 1 of this document includes funding for the following economic development purposes:

Personnel	628,700
Professional Consultants	188,840
Marketing/Advertising/Incentives	88,350
Impositions	28,000
Operations	56,190
Professional Dues	98,694
<b>Total Economic Development</b>	<b>1,088,774</b>

All of these funds will be used to promote development and infrastructure improvements in Harnett County.

### Section 7: Periodic Financial Reports

The Finance Officer shall provide expense and revenue reports to the Board of Commissioners in a manner, format, and time agreed to by both parties.

The Finance Officer shall make available to each Department Director, or their designee, access to that director’s accounting data maintained on the County’s computerized financial management system. The level of access and the ability to manipulate said data shall be determined at the sole discretion of the Finance Officer but shall be no less restrictive than the ability to view such data and generate reports of the same.

### Section 8: Rates & Fees

The Board of Commissioners hereby declares that all rates and fees set forth in Attachment A: Rate & Fee Schedule are in effect during Fiscal Year 2026-2027 and that the County has the authority to charge said rates and fees as set forth in Attachment A until rescinded or modified. The following fees have been added, rescinded, or modified from FY 2025-2026 and are already reflected in Attachment A:

Department	New, Increase or Decrease	Fee Name	Current Fee Amount	Proposed Fee Amount	Units
<b>General Fund</b>					
Animal Services - Shelter	Increase	Altered dog adoption fee	\$95.00	\$150.00	150
Animal Services - Shelter	Increase	Altered cat adoption fee	\$55.00	\$85.00	300
Animal Services - Shelter	Increase	Canine adoption fee	\$55.00	\$60.00	100
Animal Services - Shelter	Increase	Feline adoption fee	\$45.00	\$50.00	200
Animal Services - Shelter	Increase	Large livestock adoption fee	\$100.00	\$105.00	6
Animal Services - Shelter	Increase	Small livestock adoption fee	\$25.00	\$30.00	12
Animal Services - Shelter	Increase	Poultry/fowl adoption fee	\$5.00	\$10.00	25
Animal Services - Shelter	Increase	Animal pick-up (if animal is reclaimed)	\$30.00	\$50.00	85
Animal Services - Shelter	Increase	Animal boarding per day (if animal is reclaimed)	\$20.00	\$30.00	85
Animal Services - Shelter	Increase	Bite dog quarantine (if animal is picked-up)	\$230.00	\$360.00	20
Animal Services - Shelter	Increase	Bite dog quarantine (if animal is brought in)	\$200.00	\$310.00	11
Development Services	Increase	Site Plan, Neighborhood	\$250.00	\$300.00	per site plan
Development Services	Increase	Site Plan, Community	\$400.00	\$450.00	per site plan
Development Services	New	Stormwater and Erosion Control Inspection	\$0.00	\$100.00	per site plan
Development Services - Building Inspections	Remove	Commercial Mechanical - Up to 2 commercial unit replacement (includes electrical)	\$90.00		
Development Services - Building Inspections	Remove	Residential Mechanical - More than 2 commercial units (includes electrical)	\$110.00		
Development Services - Building Inspections	New	Commercial Unit Replacement (includes electrical)		\$110 for first unit / \$55 for each additional unit	per unit
Development Services - Building Inspections	New	Residential Unit Replacement (includes electrical)		\$110 for first unit / \$55 for each additional unit	per unit
Emergency Medical Services	Increase	BLS Non-Emergency	\$393.80	\$899.08	
Emergency Medical Services	Increase	BLS Emergency	\$630.07	\$1,438.52	
Emergency Medical Services	Increase	ALS 1 Non-Emergency	\$472.55	\$1,078.90	
Emergency Medical Services	Increase	ALS 1 Emergency	\$748.21	\$1,708.23	
Emergency Medical Services	Increase	ALS 2 Emergency	\$1,082.94	\$2,472.44	
Emergency Medical Services	Increase	Loaded Patient Mileage	\$13.33	\$30.32	
Emergency Medical Services	Increase	Specialty Care	\$1,279.82	\$2,921.98	
Harnett Regional Jetport	Increase	Fuel – AVGAS - Self service	0.50 above county cost	0.55 above county cost	per gallon
Harnett Regional Jetport	Increase	Fuel – AVGAS - Full service	0.80 above county cost	0.85 above county cost	per gallon

Department	New, Increase or Decrease	Fee Name	Current Fee Amount	Proposed Fee Amount	Units
<b>General Fund</b>					
Harnett Regional Jetport	Increase	Fuel - Jet A	1.55 above county cost	1.65 above county cost	per gallon
Harnett Regional Jetport	Increase	After hours call out service fee, per trip	\$100 - flat rate	\$100.00	per hour
Health	Correction	Plan Review - Mobile Food Units & Push Carts	\$250.00	\$250.00	
Health	Correction	Temporary Food Event	\$75.00	\$75.00	
Health	Correction	Limited Food Permit (Band/Athletic Concessions)	\$75.00	\$75.00	
Health	Correction	Well Water Analysis-Pesticide	\$100.00	\$100.00	
Health	Correction	Well Water Analysis-Petroleum	\$100.00	\$100.00	
Health	Increase	Fluad QIV 65+	\$130.25	\$130.25	
Health	Increase	Flucelvan QIV CHG	\$81.59	\$81.59	
Health	Increase	Fluzone QIV CHG	\$55.31	\$55.31	
Health	Remove	Hepatitis B Vaccine (High Risk)			
Health	Increase	Shingrix (only patients 50-64)	\$221.00	\$280.00	
Health	Remove	Telehealth Originating Site Facility Fee			
Health	Remove	Cholesterol Test			
Register of Deeds	Increase	Xerox copies	\$0.10	\$0.25	per page
Register of Deeds	Increase	Uncertified map copies	\$0.50	\$1.00	per page
Register of Deeds	New	Passport Acceptance Fee	\$0.00	\$35.00	per application
Register of Deeds	New	Passport Photo Fee	\$0.00	\$15.00	per photo
Sheriff's Office	New	Civil Process Mail	\$0.00	\$3.00	per mailing
<b>Harnett Regional Water Fund</b>					
Harnett Regional Water	Correction	Deposits, Owner, Water approved	\$25.00	\$0.00	
Harnett Regional Water	Correction	Deposits, Owner, Sewer approved	\$25.00	\$0.00	

### Section 9: Authorized Positions

The Board of Commissioners has authorized the following number of full-time positions budgeted by function/department.

	FY 2025	FY 2026	FY 2027
General Government	110.00	115.00	116.00
Public Safety:			
Sheriff	238.00	242.00	242.00
Emergency Service	9.50	10.50	10.50
Emergency Medical Services	86.00	86.00	86.00
Emergency Communications	27.00	27.00	27.00
Animal Services	12.00	13.00	16.00
Transportation	23.00	24.00	25.00
Environment Safety	4.00	4.00	4.00
Economic & Physical Development	29.00	29.00	30.00
Human Services:			
Health	61.30	61.30	62.30
Social Services	219.00	223.00	227.00
Human Services (all others)	16.70	16.70	16.70
Cultural & Recreational	41.00	44.00	46.00
Workforce Development	4.00	5.00	5.00
Emergency Response Planning Grant	0.50	0.50	0.50
Harnett Regional Water	119.00	124.00	130.00
Solid Waste	19.00	21.00	21.00
Employee Clinic	1.00	1.00	1.00
<b>Total Positions Budgeted</b>	<b>1,020.00</b>	<b>1,047.00</b>	<b>1,066.00</b>

## Section 10: Personnel and Compensation

The Board of Commissioners has authorized the Fiscal Year 2026-2027 Budget to include:

- A. Funding is included in the previously listed sections for the Employee Performance Pay Plan in the amount of 1.5%, market adjustment in the amount of 2.0%, and a Cost-of-Living Adjustment (COLA) in the amount of 3.0% and is to be administered in accordance with the Harnett County Personnel Ordinance.
- B. A County contribution of 5% of sworn law enforcement officers' salary into the State supplemental 401K plan, regardless of employee contribution, as required by G.S. 143-166.50(e).
- C. A County contribution of 3% of general employees' (non-sworn law enforcement officers') salary into the State supplemental 401K plan, regardless of employee contribution.
- D. The County shall pay the individual cost of medical and dental insurance of all regular full-time active employees. The monthly rates for full-time active employees are posted in the Rate & Fee Schedule.
- E. Vision insurance is available for eligible full-time employees to purchase as an elected deduction. The County does not participate in the cost of this insurance for the employee. The monthly rate for full-time active employees is posted in the Rate & Fee Schedule.
- F. The County will transfer \$15.00 per full-time employee per month to the Employee Clinic Internal Service Fund to fund the employee health clinic. The County will provide the service for all full and part-time employees and their dependents. Those retirees who are covered by the County health insurance plan may also utilize the clinic. The employees will not be required to use leave while receiving treatment at the clinic nor pay a co-pay for services received.
- G. The County will transfer \$10.00 per full-time employee per month to the OPEB Trust Fund to fund the OPEB Trust. Additionally, the County will transfer \$10.00 per sworn law enforcement employee per month to the LEOSSA Trust Fund to fund the LEOSSA Trust. These funds will be placed into a special fund to be invested with the State Treasurer to accumulate for use in paying future benefits owed to qualifying employees who separate from the County's employment.
- H. Requests for new positions, salary adjustments, position reclassifications, transfers and/or department reorganizations will only be considered by management as part of the annual budget process. Should the need arise to address one or more of these items during the course of the fiscal year, the department will present their request to the County Manager who may address the matter based on his/her level of discretion granted in the Personnel Ordinance. All requests for new positions will be required to be presented to the full Board of County Commissioners at a regularly scheduled work session to obtain their approval at the following regular meeting.

## Section 11: Salary Grade Table

The Board of Commissioners hereby adopts the Fiscal Year 2026-2027 Salary and Grade Table as set forth in Attachment B to be effective July 16, 2026. Staff is hereby authorized to make modifications and adjust any and all pay ranges, accordingly, to maintain the integrity of the table going forward.

## Section 12: Reduction in State and Federal Funding

It will be the general policy of this Board that it will not absorb any reduction in State and Federal funds; however, the Board, in its discretion, may amend the budget ordinance to appropriate additional funds to compensate for the reduction in State and Federal funds so long as the ordinance, as amended, satisfies the requirements of G.S. 159-8 and 159-13. If the Board does not appropriate additional funds, the agency shall reduce personnel or program expenditures to stay within the authorized County appropriation.

The policy is extended to any agency that is funded by the County and receives State or Federal funds. This shall remain in effect until otherwise changed or amended by the Board of Commissioners. The County Manager is hereby directed to distribute this policy to each of the agencies that may be involved.

## Section 13: Fiscal Control Act

- A. The County Manager and the Finance Officer are hereby directed to make any changes in the budget or fiscal practices that are required by the Local Government Budget and Fiscal Control Act. This shall extend to permitted consolidation of funds and "Single Tax Levies" permitted in the Fiscal Control Act. Any changes made by this authorization shall be reported to the Board of Commissioners for their approval. The known changes that follow shall in no way be a limitation to the County Manager and Finance Officer in complying with said Act.
- B. As provided by G.S. 159-25(b), the Board has authorized dual signatures for each check or draft that is made on County funds. The signatures of the County Manager or the Chairman of the Board of Commissioners and the Finance Officer following proof or warrant, shall be the authorized signatures of the County.
- C. Department directors may request the transfer of line-item appropriations between cost centers under their jurisdiction. Transfers made from salary and wage accounts shall not result in the increase of salary obligations. Transfers into capital outlay lines shall not result in the purchase of additional capital items not previously approved by the Board of Commissioners. The County Manager, as the budget officer, is hereby authorized to approve such transfers. All budget transfers as referenced herein will be reported at the next regular meeting of the Board of Commissioners as in accordance with G.S. 159-15.
- D. The Harnett County Board of Commissioners established a capitalization threshold of \$20,000 for equipment and vehicles, \$100,000 for renovations/improvements and \$250,000 for new construction.
- E. The County Manager, who serves as the Budget Officer, is hereby directed to administer the budget within the following legal parameters and the guidelines contained within the Fiscal Policy, adopted by the Harnett County Board of Commissioners on June 30, 2026, and incorporated by reference. A copy is attached as Attachment C.
  1. Transfer funds within a department without limitation.
  2. Transfer amounts of up to \$5,000 between departments of the same fund with a memorandum report of such transfers at the next regular meeting of the Board of Commissioners.
  3. Employ temporary help from time to time to meet the needs of county departments.

4. Transfer amounts of up to \$50,000 from contingency to any department with a memorandum report of such transfers at the next regular meeting of the Board of Commissioners. Greater amounts can be made available upon the agreement of the Board of Commissioners.
  5. Execute contracts provided that funds for the contract have been approved as part of the annual budget and the contract does not exceed the funds appropriated, the contract's term does not exceed three years, does not automatically renew beyond three years, and all applicable state laws and county policies regarding purchasing are followed, and the contract does not exceed \$250,000.
  6. Execute on behalf of the Board of Commissioners any other contract, change order, purchase order or other instrument incurring any obligation which is specifically approved by the Board of Commissioners.
  7. Authorize payment in an amount not to exceed \$5,000 in settlement of any liability claims against the County or against any of its officers or employees.
- F. Other changes in this budget will be made by amendment only. Transfers between funds require the specific approval of the Board of Commissioners. Appropriation from contingency in a capital project fund can be made following previously adopted Best Management Practices as listed in Attachment D.

## **Section 14: Capital Improvement Plans**

### **General Government and Solid Waste Capital Improvements Plan**

The General Government and Solid Waste Capital Improvements Plan was adopted on January 5, 2026, and is available in the Office of the Clerk to the Board of Commissioners and the county's website. The CIP Summary is included in the FY 2026-2027 Approved Budget Document. The plan is acknowledged as being a working tool developed by County staff to give guidance toward the County's general government infrastructure development and capital needs. The amounts listed for fiscal year 2026-2027 are approved as part of this budget ordinance.

### **Harnett Regional Water Capital Improvements Plan**

The Harnett Regional Water Department Capital Improvement Plan was adopted on June 30, 2026, and is available in the Office of the Clerk to the Board of Commissioners and is included in the FY 2026-2027 Approved Budget Document. The plan is acknowledged as being a working tool developed by County staff to give guidance toward the County's water and sewer infrastructure development and capital needs. The amounts listed for fiscal year 2026-2027 are approved as part of this budget ordinance.

## **Section 15: Harnett Regional Water - Water and Sewer Ordinance**

The Harnett Regional Water Department Ordinance is included for reference in Attachment F, and hereby remains in effect for the budget year 2026-2027.

## **Section 16: Compliance with Reserve Policy**

The proposed Fiscal Year 2027 budget includes an appropriation of \$3,871,563 from fund balance.

The development of the FY 2027 budget presented significant challenges due to recent state legislation. Senate Bill 889 established a reappraisal moratorium requiring counties that completed a scheduled property reappraisal to continue using their last approved schedule of values. As one of nine counties participating in a reappraisal cycle, Harnett County completed its reappraisal this year. However, with the bill signed into law on June 19, 2026, the County is required to use its 2022 Schedule of Values for FY 2027.

Despite these challenges, the proposed budget maintains the County's commitment to supporting existing operations while providing for strategic expansion to address continued population growth and increased service demands. Consistent with the County's fiscal policies, the budget also begins replenishing fund balance that was appropriated in the current fiscal year to offset the loss of low wealth school funding.

Based upon the 2022 property valuation, the proposed budget recommends a tax rate of \$0.75 per \$100 of assessed valuation. The recommended rate will allow Harnett County to replenish reserves in accordance with fiscal policy while also beginning to establish debt reserves to address future school construction needs.

The County continues to monitor legislative activity in the North Carolina General Assembly, including the status of Senate Bill 474. Should the County adopt a tax rate of \$0.75 per \$100 of valuation based on the 2022 Schedule of Values, Section 2 of the bill would provide authority under G.S. 159-15 to amend the budget ordinance if actual revenues differ substantially from the amounts anticipated. This authority may also permit the County to reduce the tax rate accordingly after July 1.

## Section 17: Document Availability

Copies of this Budget Ordinance shall be furnished to the Tax Administrator, Budget Officer, Clerk to the Board of Commissioners and to the Finance Officer to be kept on file by them for their direction in the disbursement of funds and collection of taxes and fees.

Adopted this, the 30th day of June, 2026.


HARNETT COUNTY BOARD OF COMMISSIONERS

  
Duncan E. Jagers, Chairman

  
Brent Trout, County Manager

ATTEST:

  
Melissa Capps, Clerk to the Board



Attachment A

# Approved Rate and Fee Schedule



**Attachment A  
RATE AND FEE SCHEDULE  
Fiscal Year 2026-2027**



Department	Type of Fee	2024-2025	2025-2026	2026-2027 Adopted	
<b>ANIMAL SERVICES</b>	Dangerous Dog Appeal	20.00	20.00	20.00	
	Livestock at Large	Notice of Sale (State Mandate) G.S §68-20	Notice of Sale (State Mandate) G.S §68-20	Notice of Sale (State Mandate) G.S §68-20	
	Large Livestock Adoption Fee	100.00	100.00	105.00	
	Small Livestock Adoption Fee	25.00	25.00	30.00	
	Poultry/Fowl Adoption Fee	5.00	5.00	10.00	
	Altered Cat Adoption Fee	55.00	55.00	85.00	
	Altered Animal Rescue Pull Fee	20.00	20.00	20.00	
	Altered Dog Adoption Fee	95.00	95.00	150.00	
	Rabies Lab Testing / Container Fee	50.00	50.00	50.00	
	Animal pick-up (if animal is reclaimed)	30.00	30.00	50.00	
	Animal boarding, per day (if animal is reclaimed)	20.00	20.00	30.00	
	Adoption Fees:				
	Canine Adoption Fee (includes Rabies, Vaccinations and microchip)	55.00	55.00	60.00	
	Feline Adoption Fee (includes Rabies and microchip)	45.00	45.00	50.00	
	Veteran's Adoption Fee	20.00	20.00	20.00	
	Small Animal Adoption Fee	10.00	10.00	10.00	
	Rescue Fees:				
	Canine Rescue Fee (first three canines, each)	-	-	-	
	Canine Rescue Fee (after three canines, each)	-	-	-	
	Feline Rescue / Rescue only fee	-	-	-	
	Civil Summons:				
	First Offense	100.00	100.00	100.00	
	Second Offense	200.00	200.00	200.00	
Third Offense	400.00	400.00	400.00		
Current Quarantine:					
If the animal is picked up	230.00	230.00	360.00		
If animal is brought in	200.00	200.00	310.00		

Department	Type of Fee	2024-2025	2025-2026	2026-2027 Adopted
	Reclaim:			
	Multiple Offender	50.00	50.00	50.00
	Dangerous/Potentially Dangerous Dog	200.00	200.00	200.00
	Boarding:			
	Large Livestock (daily)	50.00	50.00	50.00
	Small-Medium Livestock (daily)	30.00	30.00	30.00
	Fowl (daily)	5.00	5.00	5.00
	Transport:			
	Large Livestock	100.00	100.00	100.00
	Small-Medium Livestock	50.00	50.00	50.00
	Rabies Vaccination	8.00	8.00	8.00
	Rabies Vaccination (special clinic)	5.00	5.00	5.00
	Rabies Non-Compliance	100.00	100.00	100.00
	Wormer all dogs	5.00	5.00	5.00
	Feline / Canine Testing	15.00	15.00	15.00
<b>BOARD OF ELECTIONS</b>	Paper List, per page	0.10	0.10	0.10
	Labels, per sheet (30 per sheet)	0.30	0.30	0.30
	Fax, per sheet	0.20	0.20	0.20
	CD ROM	3.00	3.00	3.00
	Copies, per page	0.10	0.10	0.10
	Postage	actual cost	actual cost	actual cost
	Pursuant to NC G.S. 163-82.10(c) the following information shall be provided at no cost:			
	The State chair of each political party (1 list)			
	The County chair of each political party:			
	Once in every odd number year			
	Once during the latter six calendar months of every even numbered year			
<b>COOPERATIVE EXTENSION</b>	Laminating:			
	9 x 11 1/2" pouch	0.25	0.25	0.25
	9 x 14 1/2" pouch	0.35	0.35	0.35
	12 x 18" pouch	0.50	0.50	0.50

Department	Type of Fee	2024-2025	2025-2026	2026-2027 Adopted
	25" wide roll	\$0.80 / ft	\$0.80 / ft	\$0.80 / ft
	Replacement training certificates (each)	1.00	1.00	1.00
<b>DEVELOPMENT SERVICES</b>	Board of Adjustments:			
	Conditional use permits, residential	175.00	175.00	175.00
	Conditional use permits, minor non-residential	200.00	200.00	200.00
	Conditional use permits, neighborhood non-residential	200 plus \$50 per acre \$500 max	200 plus \$50 per acre \$500 max	200 plus \$50 per acre \$500 max
	Conditional use permits, community non-residential	200 plus \$50 per acre \$1,000 max	200 plus \$50 per acre \$1,000 max	200 plus \$50 per acre \$1,000 max
	Conditional use permits, regional non-residential	200 plus \$75 per acre \$1,500 max	200 plus \$75 per acre \$1,500 max	200 plus \$75 per acre \$1,500 max
	Conditional use permits, planned unit development	\$ 175 plus \$10 per acre for commercial and \$3 res/ unit (includes SFR & MF, Max \$1,500)	\$ 175 plus \$10 per acre for commercial and \$3 res/ unit (includes SFR & MF, Max \$1,500)	\$ 175 plus \$10 per acre for commercial and \$3 res/ unit (includes SFR & MF, Max \$1,500)
	Conditional use permit, cell tower	200.00	200.00	200.00
	Appeal or interpretation	\$260 with refund option	\$260 with refund option	\$260 with refund option
	Variance	400.00	400.00	400.00
	Variance, administrative	400.00	400.00	400.00
	Re-inspect for Conditional Use permit	50.00	50.00	50.00
	Planning Board:			
	Alternate plan review	200.00	200.00	200.00
	Rezoning, first 10 acres	250.00	250.00	250.00
	Rezoning, each additional acre with maximum of	50.00	50.00	50.00
	2,000.00	2,000.00	2,000.00	
Conditional Rezoning		500.00 for first 10 acres; 50.00 per acre over 10 acres	500.00 for first 10 acres; 50.00 per acre over 10 acres	
Ordinance text amendment	250.00	250.00	250.00	
Land Use Plan / Map Amendment	250.00	250.00	250.00	
Mobile Home Park Plan	175.00	175.00	175.00	
plus per lot charge	20.00	20.00	20.00	
Major subdivision plat	500.00	500.00	500.00	

Department	Type of Fee	2024-2025	2025-2026	2026-2027 Adopted
	plus per lot charge	20.00	20.00	20.00
	Major subdivision plat - Revision to preliminary	100.00	100.00	100.00
	plus per lot charge for new lots	20.00	20.00	20.00
	Preliminary plat for third review and each review after		100.00	100.00
	Major subdivision plat - final plat	100.00	200.00	200.00
	Re-inspection fee for final plats	50.00	50.00	50.00
	Major subdivision plat final recreation fee, per lot	500.00	500.00	500.00
	Minor subdivision plat w/o improvements	100.00	100.00	100.00
	plus per lot charge	20.00	20.00	20.00
	Minor subdivision plat with improvements	160.00	160.00	160.00
	plus per lot charge	20.00	20.00	20.00
	Highway Corridor Overlay Review	60.00	60.00	60.00
	Exempt Plats	30.00	30.00	30.00
<b>Permits &amp; Licenses:</b>				
	Land Use permit	25.00	25.00	25.00
	Land Use permit renewal	75.00	75.00	75.00
	Sign permit, ground	50.00	50.00	50.00
	Sign permit, wall	\$1/square foot	\$1/square foot	\$1/square foot
	Sign permit renewal	100.00	100.00	100.00
	Outdoor advertising signs (billboards)	refer to Commercial building permit	refer to Commercial building permit	refer to Commercial building permit
	Site plan, minor	100.00	100.00	100.00
	Site plan, neighborhood	250.00	250.00	300.00
	Site plan, community	400.00	400.00	450.00
	Site plan, regional	1,200.00	1,200.00	1,200.00
	Site plan, renewal	100.00	100.00	100.00
	Site plan, revision	40.00	40.00	40.00
	Historic property application	25.00	25.00	25.00
	Improvement guarantee review	400.00	400.00	400.00
	Improvement guarantees, modification	200.00	200.00	200.00
	Improvement guarantees, renewal	100.00	100.00	100.00
	Mobile home park zoning inspection	150.00	150.00	150.00
	plus per lot charge	7.00	7.00	7.00
	Mobile home re-inspection, per trip	50.00	50.00	50.00

Department	Type of Fee	2024-2025	2025-2026	2026-2027 Adopted
	Vested rights certificate	400.00	400.00	400.00
	Flood Permit	100.00	100.00	100.00
	Letter of map amendment (LOMA) review	50.00	50.00	50.00
	Conditional letter of map amendment (CLOMA) review	50.00	50.00	50.00
	Letter of map revision (LOMR) review	50.00	50.00	50.00
	Conditional letter of map revision (CLOMR) review	50.00	50.00	50.00
	Watershed	100.00	100.00	100.00
	Special nonresidential intensity allocation permit (SNIA)	\$1,000/acre	\$1,000/acre	\$1,000/acre
	Watershed variance	400.00	400.00	400.00
<b>Ordinances:</b>				
	Unified Development Ordinance	30.00	30.00	30.00
	Zoning Compliance (letter)	75.00	75.00	75.00
	Zoning Verification (letter)	25.00	25.00	25.00
<b>Copies:</b>				
	Previously Issued Permit (per page)	3.00	3.00	3.00
	Maps	5.00	5.00	5.00
	Board Meeting Recordings on CD	5.00	5.00	5.00
<b>Cell Towers:</b>				
	Concealed attached wireless communications facility (water tank, church steeple)	5,000.00	5,000.00	5,000.00
	Collocated or combined wireless communications facility (i.e. basic co-location)	\$1,000 (per change in General Statutes)	\$1,000 (per change in General Statutes)	\$1,000 (per change in General Statutes)
	Free-standing concealed Wireless communications facility (i.e. clock tower)	6,000.00	6,000.00	6,000.00
	Non-concealed freestanding wireless communications facility (i.e. lattice, guided tower, monopole)	7,000.00	7,000.00	7,000.00
<b>Electrical:</b>				
	Electrical permit (minimum)	\$60/\$120 after the fact	\$60/\$120 after the fact	\$60/\$120 after the fact
	200 amps	\$80/\$160 after the fact	\$80/\$160 after the fact	\$80/\$160 after the fact
	Over 200 amps	\$90/\$180 after the fact	\$90/\$180 after the fact	\$90/\$180 after the fact
	Residential Solar Panels (new law requires 2 trips)	\$ 120 / \$240	\$ 120 / \$240	\$ 120 / \$240

Department	Type of Fee	2024-2025	2025-2026	2026-2027 Adopted
	Residential Generator	\$ 120 / \$240	\$ 120 / \$240	\$ 120 / \$240
	Commercial Solar Panels	Based on Contractor's Labor Cost	Based on Contractor's Labor Cost	Based on Contractor's Labor Cost
<b>Residential Mechanical:</b>				
	Minimum residential mechanical (ductwork & gas line only, etc.)	\$60/\$120 after the fact	\$60/\$120 after the fact	\$60/\$120 after the fact
	Up to 2 residential unit replacement (includes electrical)	\$90/\$180 after the fact	\$90/\$180 after the fact	\$90/\$180 after the fact
	More than 2 residential units (includes electrical)	\$110/\$220 after the fact	\$110/\$220 after the fact	\$110/\$220 after the fact
<b>Commercial Mechanical</b>				
	Up to 2 commercial unit replacement (includes electrical)	90.00	90.00	90.00
	More than 2 commercial units (includes electrical)	110.00	110.00	110.00
<b>Manufactured Home:</b>				
	Travel Trailer	\$125/\$250 after the fact	\$125/\$250 after the fact	\$125/\$250 after the fact
	Singlewide Mobile Home	\$150/\$300 after the fact	\$150/\$300 after the fact	\$150/\$300 after the fact
	Doublewide Mobile Home	\$200/\$400 after the fact	\$200/\$400 after the fact	\$200/\$400 after the fact
	Triplewide Mobile Home	\$225/\$450 after the fact	\$225/\$450 after the fact	\$225/\$450 after the fact
<b>Plumbing:</b>				
	Minimum Plumbing, 2 or less fixtures	\$50/\$100 after the fact	\$50/\$100 after the fact	\$50/\$100 after the fact
	Water service line	\$40/\$80 after the fact	\$40/\$80 after the fact	\$40/\$80 after the fact
	Sewer service line	\$50/\$100 after the fact	\$50/\$100 after the fact	\$50/\$100 after the fact
	Residential Plumbing, more than 2 fixtures	\$100/\$200 after the fact	\$100/\$200 after the fact	\$100/\$200 after the fact
	Insulation	\$55/\$110 after the fact	\$55/\$110 after the fact	\$55/\$110 after the fact
<b>Miscellaneous:</b>				
	Homeowner's Recovery Fund	10.00	10.00	10.00

Department	Type of Fee	2024-2025	2025-2026	2026-2027 Adopted
	Day Care or Group Home	100.00	100.00	100.00
	Reinspection (1 - 9 violations)			
	First trip	50.00	50.00	50.00
	Second trip (existing violations not corrected)	100.00	100.00	100.00
	Plan Review Fee (Residential)	25.00	25.00	25.00
	Plan Review (Commercial)	50.00	50.00	50.00
	Site Plan Revision	40.00	40.00	40.00
	Expired permits (6 months to 2 years)	150.00	150.00	150.00
	Expired permits over 2 years	full cost	full cost	full cost
	Change of use (n/a when building permits issued)	100.00	100.00	100.00
	Second home removal permit & inspection	\$350 with partial refund option for compliance	\$350 with partial refund option for compliance	\$350 with partial refund option for compliance
	Swimming pools (does not include electrical) Moved from Mechanical	\$100/\$200 after the fact	\$100/\$200 after the fact	\$100/\$200 after the fact
	Traffic Impact Analysis (TIA) Review	Consultant Cost	Consultant Cost	Consultant Cost
	<b>New Single Family Dwelling:</b>			
	Description by dimension per square feet (heated and garage). Includes building, electrical, plumbing, mechanical, insulation and t.s.p. permit			
	Up to 1,200 square feet	\$600/\$1,200 after the fact	\$600/\$1,200 after the fact	\$600/\$1,200 after the fact
	1,201 to 2,000 square feet	\$700/\$1,400 after the fact	\$700/\$1,400 after the fact	\$700/\$1,400 after the fact
	2,001 to 2,500 square feet	\$805/\$1,610 after the fact	\$805/\$1,610 after the fact	\$805/\$1,610 after the fact
	2,501 to 3,000 square feet	\$940/\$1,880 after the fact	\$940/\$1,880 after the fact	\$940/\$1,880 after the fact
	3,001 to 3,500 square feet	\$1,045/\$2,090 after the fact	\$1,045/\$2,090 after the fact	\$1,045/\$2,090 after the fact
	3,501 to 4,000 square feet	\$1,200/\$2,400 after the fact	\$1,200/\$2,400 after the fact	\$1,200/\$2,400 after the fact
	4,001 to 4,500 square feet	\$1,290/\$2,580 after the fact	\$1,290/\$2,580 after the fact	\$1,290/\$2,580 after the fact

Department	Type of Fee	2024-2025	2025-2026	2026-2027 Adopted
	4,501 to 5,000 square feet	\$1,390/\$2,780 after the fact	\$1,390/\$2,780 after the fact	\$1,390/\$2,780 after the fact
	5,001 or more square feet	\$1,390 plus \$0.20 x sq. ft	\$1,390 plus \$0.20 x sq. ft - Final cost rounded to nearest whole dollar	\$1,390 plus \$0.20 x sq. ft - Final cost rounded to nearest whole dollar
	Residential additions:			
	Attached and detached garage, storage buildings, renovations, and fire damage renovation (building permit only)			
	0 to 500 square feet	\$100/\$200 after the fact	\$100/\$200 after the fact	\$100/\$200 after the fact
	501 to 1,200 square feet	\$175/\$350 after the fact	\$175/\$350 after the fact	\$175/\$350 after the fact
	1,201 to 2,000 square feet	\$250/\$500 after the fact	\$250/\$500 after the fact	\$250/\$500 after the fact
	2,001 or more square feet	\$325/\$650 after the fact	\$325/\$650 after the fact	\$325/\$650 after the fact
	Modular Home (fee includes electrical, plumbing and mechanical)	\$375/\$750 after the fact	\$375/\$750 after the fact	\$375/\$750 after the fact
	Modular Construction Trailer - Temporary	\$125/\$250 after the fact	\$125/\$250 after the fact	\$125/\$250 after the fact
	Moved house or building (fee includes electrical, plumbing and mechanical)	\$375/\$750 after the fact	\$375/\$750 after the fact	\$375/\$750 after the fact
	*Please note that there are additional fee requirements for additions or renovations to Modular Home or Move House setups.			
	Commercial, Industrial and Multi-Family :			
	Fee is for each trade and is separate from the total cost of the project			
	\$0 - \$1,200	\$80/\$160 after the fact	\$80/\$160 after the fact	\$80/\$160 after the fact
	\$1,201 - \$2,500	\$160/\$320 after the fact	\$160/\$320 after the fact	\$160/\$320 after the fact
	\$2,501 - \$25,000	\$300/\$600 after the fact	\$300/\$600 after the fact	\$300/\$600 after the fact

Department	Type of Fee	2024-2025	2025-2026	2026-2027 Adopted
	\$25,001 - \$50,000	\$500/\$1000 after the fact	\$500/\$1000 after the fact	\$500/\$1000 after the fact
	\$50,001 - \$100,000	\$905/\$1,810 after the fact	\$905/\$1,810 after the fact	\$905/\$1,810 after the fact
	\$100,001 - \$200,000	\$1,710/\$3,420 after the fact	\$1,710/\$3,420 after the fact	\$1,710/\$3,420 after the fact
	\$200,001 - \$350,000	\$2,915/\$5,830 after the fact	\$2,915/\$5,830 after the fact	\$2,915/\$5,830 after the fact
	\$350,001 - \$500,000	\$3,820/\$7,640 after the fact	\$3,820/\$7,640 after the fact	\$3,820/\$7,640 after the fact
	\$500,001 - \$750,000	\$5,075/\$10,150 after the fact	\$5,075/\$10,150 after the fact	\$5,075/\$10,150 after the fact
	\$750,001 - \$1,000,000	\$6,330/\$12,660 after the fact	\$6,330/\$12,660 after the fact	\$6,330/\$12,660 after the fact
	Fees in excess of \$6,330 will require an additional .002 of each			
	Each T-pole	60.00	60.00	60.00
	Commercial Modular Unit (any size) plus each trade cost	\$375/\$750 after the fact	\$375/\$750 after the fact	\$375/\$750 after the fact
<b>Harnett County Board of Education Classroom Huts:</b>				
	Single Room	100.00	100.00	100.00
	Two Rooms	200.00	200.00	200.00
	Three or more	300.00	300.00	300.00
<b>EMERGENCY SERVICES</b>	Annual Fees:			
	Foster home inspection	25.00	25.00	25.00
	Alcohol Beverage Control	100.00	100.00	100.00
<b>Non-Compliance of Violations:</b>				
	First reinspection for non-compliance, if code requirements are met	50.00	50.00	50.00
	Second non-compliance inspection	100.00	100.00	100.00
	Third and subsequent inspections for non-compliance	200.00	200.00	200.00
<b>Special Use Permits for Specific Times:</b>				
	Fireworks - Pyrotechnic Special Effects (Includes Site Plan Review)	150.00	150.00	150.00

Department	Type of Fee	2024-2025	2025-2026	2026-2027 Adopted
	Tents & Temporary Membrane Structure (Includes Site Plan Review)	100.00	100.00	100.00
	Temporary kiosks or displays for merchandising	-	-	-
	Insecticide fogging or fumigation (Includes Site Plan Review)	75.00	100.00	100.00
	Explosive Materials (blasting permits):			
	Multiple visits - 90 days (Includes Site Plan Review)	250.00	250.00	250.00
	Single visit - 72 hours (Includes Site Plan Review)	100.00	100.00	100.00
	Operational Permits:			
	Additive Manufacturing	-	100.00	100.00
	Amusement Buildings (Includes Site Plan Review)	75.00	100.00	100.00
	Carnivals and fairs (Includes Site Plan Review)	75.00	-	-
	Combustible Dust Producing Operations	75.00	100.00	100.00
	Covered Mall Buildings (Includes construction plan review. Does not include individual tenant spaces.)	75.00	100.00	100.00
	Exhibits, Trade Shows and Festivals (Includes Site Plan Review)	75.00	-	-
	Flammable and Combustible Liquids - 6 Subcategories:			
	Change Contents of Tank	75.00	100.00	100.00
	Manufacture, Process, Blend or Refine	75.00	100.00	100.00
	Liquid Dispensing - AGST/UGST to Vehicles	75.00	100.00	100.00
	Liquid Dispensing - Tanker to Vehicles	75.00	100.00	100.00
	To operate tank vehicles or facilities where flammable and combustible liquids are produced, processed, transported, stored, dispensed or used	75.00	100.00	100.00
	Place temporary out of service (more than 90 days)	-	100.00	100.00
	Liquid or gas-fueled vehicles or equipment in assembly buildings	75.00	100.00	100.00
	Nightclubs	-	100.00	100.00
	Construction Permits:			
	Automatic Fire Extinguishing System - Fixed Fire Suppression Systems/Sprinkler	\$50.00+ \$2.00 per Nozzle Head	\$50.00+ \$2.00 per Nozzle Head	\$50.00+ \$2.00 per Nozzle Head

Department	Type of Fee	2024-2025	2025-2026	2026-2027 Adopted
	Fire Alarm Detection System and Related Equipment	\$50.000+ \$2.00 per initiating device	\$50.000+ \$2.00 per initiating device	\$50.000+ \$2.00 per initiating device
	Standpipe Systems	150.00	150.00	150.00
	Certificate of occupancy certification (Final Inspection)	50.00	50.00	50.00
	Certificate of occupancy (Final Inspection) re-check per violation	50.00	50.00	50.00
	Any required permits not obtained prior to work being conducted shall be applicable for Double Permit Fees.			
	AGST/UGST (Above Ground/Underground. Storage Tanks):			
	Removal (per tank) (Includes Site Plan Review)	100.00	100.00	100.00
	New installations (per tank) (Includes Site Plan Review)	100.00	100.00	100.00
	Reinspection (per tank)	100.00	100.00	100.00
	AGST/UGST Pipe Inspection (Includes Site Plan Review)	100.00	100.00	100.00
	Compressed Gases	-	100.00	100.00
	Cryogenic Fluids	-	100.00	100.00
	Emergency Responder Communication Coverage System	-	100.00	100.00
	Energy Storage System	100.00	100.00	100.00
	Fire Pumps and Related Equipment	-	200.00	200.00
	Flammable and Combustible Liquids	75.00	100.00	100.00
	Fuel Cell Power Systems	-	100.00	100.00
	Gas Detection Systems	-	100.00	100.00
	Gates and Barricades Across Fire Apparatus Access Roads	100.00	100.00	100.00
	Hazardous Materials	-	100.00	100.00
	High-piled Combustible Storage	-	100.00	100.00
	Industrial Ovens	-	100.00	100.00
	Motor Vehicle Repair Rooms and Booths	-	100.00	100.00
	Plant Extraction Systems	-	100.00	100.00
	Private Fire Hydrants	75.00	100.00	100.00
	Smoke Control or Smoke Exhaust Systems	-	100.00	100.00
	Solar Photovoltaic Power System	-	100.00	100.00
	Special Event Structure	-	100.00	100.00
	Spraying or Dipping	75.00	100.00	100.00
	Plans Review:			
	Up to 5,000 sq. ft.	50.00	50.00	50.00

Department	Type of Fee	2024-2025	2025-2026	2026-2027 Adopted
	5,001 to 10,000 sq. ft.	100.00	100.00	100.00
	10,001 to 25,000 sq. ft.	150.00	150.00	150.00
	Over 25,000 sq. ft.	.01 / square foot	.01 / square foot	.01 / square foot
	Major Subdivision Site Plant (DRB Review and Inspection Fee)	100.00	100.00	100.00
	Commercial Site Plan Review	50.00	50.00	50.00
	Revisions / Resubmittals	50.00	50.00	50.00
	Imminent Hazard Violations:			
	Locked or Blocked exit doors	250.00 Each Exit Door / Each Occurance	250.00 Each Exit Door / Each Occurance	250.00 Each Exit Door / Each Occurance
	Exceeding Posted Occupancy Capacity w/failure to comply	250.00 Each Occurance	250.00 Each Occurance	250.00 Each Occurance
	800 MHZ radio, per radio, per month. (This fee is charged to Fire, Rescue, Police Departments, Towns and anyone who utilizes an 800 MHZ radio).	25.00	25.00	25.00
<b>EMERGENCY MEDICAL SERVICES</b>	BLS:			
	Non-Emergency	393.80	393.80	899.08
	Emergency	630.07	630.07	1,438.52
	BLS Routine Disposable Supplies	75.00	75.00	75.00
	ALS 1:			
	Non-Emergency	472.55	472.55	1,078.90
	Emergency	748.21	748.21	1,708.23
	ALS 2:			
	Emergency	1,082.94	1,082.94	2,472.44
	ALS Routine Disposable Supplies	90.00	90.00	90.00
	Loaded Patient Mileage	13.33	13.33	30.32
	Wheelchair Van Transport :			
	Within Harnett County - mileage included	50.00	50.00	50.00
	Outside Harnett County	3.00	3.00	3.00
	Note: Fees are based upon the current NC Medicare/ Medicaid Fee Schedule.			
	Specialty Care	1,279.82	1,279.82	2,921.98

Department	Type of Fee	2024-2025	2025-2026	2026-2027 Adopted
	Round Trip	829.50	829.50	829.50
	Defibrillation	85.00	85.00	85.00
	Intubation	125.00	125.00	125.00
	IV Supplies	25.00	25.00	25.00
	Oxygen	20.00	20.00	20.00
	<b>BLS Training (Organizations &amp; Individuals):</b>			
	Harnett County Resident	50.00	50.00	50.00
	Non-Harnett County Resident	75.00	75.00	75.00
	BLS Certification Card	5.00	5.00	5.00
	Health Saver Certification Card	25.00	25.00	25.00
	Health Saver Required Workbook	5.00	5.00	5.00
	Additional Training:	10.00	10.00	10.00
	ACLS Certification Card	10.00	10.00	10.00
	PALS Certification Card	10.00	10.00	10.00
	Heart Saver CPR/AED	25.00	25.00	25.00
	Heart Saver First-Aid/CPR/AED	25.00	25.00	25.00
	Advanced Medical Life Support	20.00	20.00	20.00
	Community Paramedic Course	20.00	20.00	20.00
	Emergency Pediatric Care	20.00	20.00	20.00
	Emergency Vehicle Operations Safety	15.00	15.00	15.00
	First on Scene	15.00	15.00	15.00
	Geriatric Education for EMS	15.00	15.00	15.00
	Principles of Ethics and Personal Leadership	20.00	20.00	20.00
	Pre-Hospital Trauma Life Support	20.00	20.00	20.00
	EMS Safety	15.00	15.00	15.00
	Tactical Emergency Casualty Care	20.00	20.00	20.00
	Local Government & Non-Profit Agencies within Harnett County - cost of certification card and workbook if applicable, no cost for training.			
<b>GIS / E911</b>	Maps, Print Outs, Deed Plots or Copies printed on Copier (cost per page)	1.00	1.00	1.00
	Maps printed on Plotter:			

Department	Type of Fee	2024-2025	2025-2026	2026-2027 Adopted
	Without Ortho's	6.00	6.00	6.00
	With Ortho's	10.00	10.00	10.00
	Without Ortho's on Poster Paper	16.00	16.00	16.00
	With Ortho's on Poster Paper	20.00	20.00	20.00
	Specialty Maps, Requests and Projects (hourly cost)	65.00	65.00	65.00
	Specialty Maps on Poster Paper	-	-	-
	Digital Data	35.00	35.00	35.00
	Map Book	25.00	25.00	25.00
	Road Signs	400.00	400.00	400.00
	Road Name Petition	500.00	500.00	500.00
	Subdivision Name Change	500.00	500.00	500.00
	Reflective Address Number Sign:			
	Complete	40.00	40.00	40.00
	Sign Only	35.00	35.00	35.00
	Post Only	10.00	10.00	10.00
<b>HARNETT</b>	FBO - Full Service	900.00	900.00	900.00
<b>REGIONAL JETPORT</b>	FBO/SASO - Aircraft Maintenance	900.00	900.00	900.00
	FBO/SASO - Flight Training	900.00	900.00	900.00
	FBO/SASO - Aircraft Charter or Taxi	900.00	900.00	900.00
	FBO/SASO - Aircraft Rental	900.00	900.00	900.00
	FBO/SASO - Ground Services (cleaning, servicing)	900.00	900.00	900.00
	Facility/Ramp Fee (cabin class aircraft only)	100.00	100.00	100.00
	Fee can be waived with the following conditions:			
	40'-50' wingspan = 50 gallon fuel sale			
	51'-60' wingspan = 100 gallon fuel sale			
	61' + wingspan = 150 gallon fuel sale			
	Facility and Equipment Rental/Usage			
	Conference Room - per hour	60.00	60.00	60.00
	Kitchen - per hour	30.00	30.00	30.00
	Refundable deposit	250.00	250.00	250.00
	Forklift - per hour		100.00	100.00
	Ground power unit - first hour (1 hour minimum)		50.00	50.00

Department	Type of Fee	2024-2025	2025-2026	2026-2027 Adopted
	Ground power unit - per 30 mins after first hour		50.00	50.00
	Aircraft towing - per tow		25.00	25.00
	Aircraft towing - per month for non-SASOs		100.00	100.00
	Aircraft wash station - per wash (non-based aircraft)		25.00	25.00
	Aircraft wash station - per wash (based aircraft)		10.00	10.00
	<b>Parking Fee:</b>			
	Overnight - general aviation	10.00	10.00	10.00
	Overnight - cabin class		50.00	50.00
	Per month	50.00	50.00 (tenants only, agreement req'd)	50.00 (tenants only, agreement req'd)
	Open Hangar / Shade, per month	100.00	100.00	100.00
	Vehicle parking (monthly)		100.00	100.00
	<b>After hours call out service fee, per hour</b>	100.00 (flat rate, 5:30pm-7:30am)	100.00 (flat rate, 5:30pm-7:30am)	100.00 per hour
	Fee assessed based upon service provided and qualified purchases			
	<b>Fuel Fees (per gallon):</b>			
	Fuel - AVGAS	0.45 above county cost	0.50 above county cost	0.55 above county cost
	Fuel - AVGAS/Full service fee		0.80 above county cost	0.85 above county cost
	Fuel - Jet A	1.50 above county cost	1.55 above county cost	1.65 above county cost
	Oil (per container)	30% above county cost	30% above county cost	30% above county cost
	**All FBO/SASO fees are annual unless otherwise noted			
<b>HARNETT REGIONAL WATER</b>	<b>All Water Districts:</b>			
	Flat Rate Water, Residential 1st 2,000 gallons	22.00	22.00	22.00
	Per Thousand Water, Residential	5.75	5.75	5.75
	Flat Rate Water, Commercial, 1st 2,000 gallons (flat)	30.00	30.00	30.00
	Per Thousand Water, Commercial (per 1,000 over 2,000)	\$5.75/1,000	\$5.75/1,000	\$5.75/1,000
	Water Bulk Rate (per 1,000)	\$3.00/1,000	\$3.00/1,000	\$3.00/1,000
	Water Bulk Rate - Capacity Owners	\$2.35/1,000	\$2.35/1,000	\$2.35/1,000
	Water Bulk Rate- Woodlake	\$3.20/1,000	\$3.20/1,000	\$3.20/1,000

Department	Type of Fee	2024-2025	2025-2026	2026-2027 Adopted
	Hydrant 3/4" Meter Rental-Daily/Monthly/Yrly	\$ 5 / \$140 / \$1,200	\$ 5 / \$140 / \$1,200	\$ 5 / \$140 / \$1,200
	Hydrant 3" Meter Rental-Daily/Monthly/Yrly	\$ 10 / \$280 / \$2,500	\$ 10 / \$280 / \$2,500	\$ 10 / \$280 / \$2,500
	Institutional Rate	Same as residential	Same as residential	Same as residential
	Commercial, per month (50,000 gallon minimum/month)	-	-	-
	Energy Charges per 1,000 Water (Out of County Municipal Customers only)	\$0.35/1,000	\$0.35/1,000	\$0.35/1,000
	<b>All Sewer Districts:</b>			
	Flat Rate Sewer, Residential, no gallons	16.00	16.00	16.00
	Per Thousand Sewer, Residential	\$6.50/1,000	\$6.50/1,000	\$6.50/1,000
	Flat Sewer, One person household	42.00	42.00	42.00
	Flat Sewer, Two + person household	48.00	48.00	48.00
	Flat Rate Sewer, Commercial, no gallons	45.00	45.00	45.00
	Per Thousand Sewer, Commercial	\$6.50/1,000	\$6.50/1,000	\$6.50/1,000
	Institutional Rate, Minimum	300.00	300.00	300.00
	Per Thousand Sewer, Institutional	\$6.50/1,000	\$6.50/1,000	\$6.50/1,000
	Sewer Bulk Rate Capacity Holders (per 1,000)	\$2.75/1,000	\$2.75/1,000	\$2.75/1,000
	Sewer Bulk Rate Linden Oaks	\$3.00/1,000	\$3.00/1,000	\$3.00/1,000
	<b>All Water Districts:</b>			
	Residential/Commercial Water Tap On Fee, 3/4" Service (includes System Development Fee)	\$ 1,200.00 (total \$4,200)	\$ 1,200.00 (total \$4,200)	\$ 1,200.00 (total \$4,200)
	Residential Water Tap On Fee, 1" Service (includes System Development Fee)	\$ 2,200.00 (total \$5,200)	\$ 2,200.00 (total \$5,200)	\$ 2,200.00 (total \$5,200)
	Residential Water Tap On Fee, 2" Service (includes System Development Fee)	\$ 3,500.00 (total \$6,500)	\$ 3,500.00 (total \$6,500)	\$ 3,500.00 (total \$6,500)
	Commercial Water Tap On Fee, 1" Service (includes System Development Fee)	\$ 2,200.00 (total \$9,700)	\$ 2,200.00 (total \$5,200)	\$ 2,200.00 (total \$5,200)
	Commercial Water Tap On Fee, 2" Service (includes System Development Fee)	\$ 3,500.00 (total \$27,500)	\$ 3,500.00 (total \$6,500)	\$ 3,500.00 (total \$6,500)
	Meter Fees 3/4" Mechanical	70.00	-	-
	Meter Fees 3/4" Electronic/Radio Read/Automatic Read	325.00	425.00	425.00
	Sprinkler Tap	500.00	500.00	500.00
	Water Tap, New District - Construction	200.00	-	-
	Residential Water System Development Fee (includes 3/4", 1" & 2" services)(includes System Development Fee)	3,000.00	3,000.00	3,000.00

Department	Type of Fee	2024-2025	2025-2026	2026-2027 Adopted
	Commercial Water System Development Fee		Based on Meter Size	Based on Meter Size
		Based on SDF/Res Eq	& Res Eq	& Res Eq
	Late or delinquent fee	10.00	10.00	10.00
<b>All Sewer Districts:</b>				
	Sewer Tap on Fee, Residential, All Districts (does not include Sewer Capacity Use Fee)	\$ 1,500 (total \$5,500)	\$ 1,500 (total \$5,500)	\$ 1,500 (total \$5,500)
	Residential Sewer System Development Fee (includes 3/4" services)	4,000.00	4,000.00	4,000.00
	Commercial Sewer System Development Fee		Based on Meter Size	Based on Meter Size
		Based on SDF/Res Eq	& Res Eq	& Res Eq
	Sewer Tap, Step Tank, Bunnlevel / Riverside	\$ 2,800 (total \$6,800)	\$ 2,800 (total \$6,800)	\$ 2,800 (total \$6,800)
	Industrial Sewer Surcharges: BOD above 250 mg/l (per lb)	0.15	0.15	0.15
	Industrial Sewer Surcharges: TSS above 250 mg/l (per lb)	0.05	0.05	0.05
	Industrial Sewer Surcharges: NH3 above 25 mg/l (per lb)	1.46	1.46	1.46
	Industrial Sewer Surcharges: P above 6 mg/l (per lb)	12.16	7.10	7.10
<b>Septage Hauler Fees:</b>				
	Basic Facilities Charge	\$20 per truckload	\$20 per truckload	\$20 per truckload
	Usage Charge	\$65.00/1,000	\$65.00/1,000	\$65.00/1,000
<b>All Water &amp; Sewer Districts:</b>				
	Deposits, Owner, Water	25.00	25.00	-
	Deposits, Owner, Water (if credit is denied due to unpaid utilities)	50.00	50.00	50.00
	Deposits, Owner, Sewer	25.00	25.00	-
	Deposits, Owner, Sewer (if credit is denied due to unpaid utilities)	50.00	50.00	50.00
	Deposits, Rental, Water	50.00	50.00	50.00
	Deposits, Rental, Water (if credit is denied due to unpaid utilities)	100.00	100.00	100.00
	Deposits, Rental, Sewer	50.00	50.00	50.00
	Deposits, Rental, Sewer (if credit is denied due to unpaid utilities)	100.00	100.00	100.00
	Deposits, 3/4" Hydrant Meter-Refundable	250.00	250.00	250.00
	Deposits, 3" Hydrant Meter-Refundable	500.00	500.00	500.00
	Setup Fees	15.00	15.00	15.00
	After Hours Call Out	50.00	50.00	50.00

Department	Type of Fee	2024-2025	2025-2026	2026-2027 Adopted
	Transfer Fee	15.00	15.00	15.00
	Water Samples	\$30 & up	\$30 & up	\$30 & up
	All Water & Sewer Districts (con't):			
	Reconnect Fees	40.00	40.00	40.00
	Damaged Fees - as allowed by the State	\$100 & up	\$100 & up	\$100 & up
	Preliminary Plan Review - all projects	250.00	250.00	250.00
	Construction Phase Review - per residential equivalent unit	40.00	40.00	40.00
	Meters:			
	3/4" Electronic/Radio Read/Automatic Read	325.00	425.00	425.00
	1"	450.00	550.00	550.00
	2"	2,050.00	2,050.00	2,050.00
	Fecal Coliform - Lab Fee		30.00	30.00
	Industrial User Permit Application Fee		500.00	500.00
	Industrial User Permit Renewal Fee		250.00	250.00
	Industrial User Permit Modification Fee		250.00	250.00
	FOG (Fats, Oils & Grease) Violation Fee-Second NOV		100.00	100.00
	FOG (Fats, Oils & Grease) Violation Fee-Third NOV		500.00	500.00
	FOG (Fats, Oils & Grease) Violation Fee-Fourth NOV w/ Suspension		500.00	500.00
<b>HEALTH</b>	Miscellaneous Fees:			
	17P (Prenatal Patients Only)	125.00	125.00	125.00
	DTaP	50.00	50.00	50.00
	Fluad QIV 65+	107.77	155.01	130.65
	Flucelvax QIV	64.77	68.01	81.59
	Fluzone QIV	52.77	54.01	55.31
	Hep B	75.00	75.00	75.00
	Hepatitis B Vaccine (Hi-Risk)	-	-	-
	MMR - Adult	95.00	108.00	108.00
	Pneumonia shot	119.00	272.00	272.00
	PPD/TB Skin Test	25.00	25.00	25.00
	Menactra	178.00	179.00	179.00
	HPV Vaccine (3 dose)	969.00	969.00	969.00
	IPV	49.00	49.00	49.00

Department	Type of Fee	2024-2025	2025-2026	2026-2027 Adopted
	Kinrix (IPV, Dtap)	71.00	71.00	71.00
	Pentacel (Dtap, IPV, HIB)	133.00	133.00	133.00
	Prevnar (PCV13)	272.00	272.00	272.00
	Prevnar 20	302.00	302.00	302.00
	Proquad (MMR & Varicella)	315.00	315.00	315.00
	Rabies	455.00	455.00	455.00
	Rotateq	104.00	109.00	109.00
	Shingrix (only patients 50-64)	182.00	221.00	280.00
	Twinrix (Hep A & Hep B Combination)	122.00	146.00	146.00
	Varicella (Meningitis)	180.00	192.00	192.00
	Telehealth originating site facility fee	25.00	27.00	27.00
	Women's Wellness Physical	60.00	60.00	60.00
	Child Health Services	Sliding Fee, Ins. Medicaid	Sliding Fee, Ins. Medicaid	Sliding Fee, Ins. Medicaid
	Care Management for At Risk Children (CMARC)	Medicaid	Medicaid	Medicaid
	Cholesterol Test	-	-	-
	Family Planning	Sliding Fee, Ins. Medicaid	Sliding Fee, Ins. Medicaid	Sliding Fee, Ins. Medicaid
	Care Management for At Risk Pregnancies (CMHRP)	Medicaid	Medicaid	Medicaid
	Pregnancy Test	Sliding Fee, Ins. Medicaid	Sliding Fee, Ins. Medicaid	Sliding Fee, Ins. Medicaid
	Prenatal Program Services	Sliding Fee, Ins. Medicaid	Sliding Fee, Ins. Medicaid	Sliding Fee, Ins. Medicaid
	STD Control/Treatment	Insurance, Medicaid	Insurance, Medicaid	Insurance, Medicaid
<b>NC Division of Public Health - Women &amp; Children's Health Section</b>				
		Sliding Fee Scale	Sliding Fee Scale	Sliding Fee Scale
	Medicaid Reimbursement Schedule	Based on Current Medicaid Rates	Based on Current Medicaid Rates	Based on Current Medicaid Rates
	Copies of Medical Record Request	Based on NC G.S. 90-411	Based on NC G.S. 90-411	Based on NC G.S. 90-411
	Inorganic/Organic Water Samples	100.00	100.00	100.00

Department	Type of Fee	2024-2025	2025-2026	2026-2027 Adopted	
	Water Samples / Microbiology	50.00	50.00	50.00	
	Well Water Analysis - Pesticide			100.00	
	Well Water Analysis - Petroleum			100.00	
	Improvement / Septic Tank Permit	750.00	750.00	750.00	
	Return Trip Fee ( if not properly marked)	25.00	25.00	25.00	
	Existing tanks	100.00	100.00	100.00	
	Swimming pool permits	250.00	250.00	250.00	
	Swimming pool reinspection fee	75.00	75.00	75.00	
	Tattoo Artist Permits	500.00	500.00	500.00	
	Temporary Tattoo Artist Permits	125.00	125.00	125.00	
	Plan Review for Food & Lodging	250.00	250.00	250.00	
	Plan Review for Mobile Food Units & Push Carts			250.00	
	Limited Food Permit (Band/Athletic Concessions)			75.00	
	Temporary Food Event			75.00	
	Pool Plan Review	400.00	400.00	400.00	
	Well Fees	250.00	250.00	250.00	
	Engineered Option Permit Fee	225.00	35.00	35.00	
	a2 Private Option Permit	300.00	300.00	300.00	
	Simple Revision Fee	25.00	25.00	25.00	
	Revision Fee	100.00	100.00	100.00	
	Expansion / Relocation Fee	375.00	375.00	375.00	
	Drain Field Redesign	100.00	100.00	100.00	
<b>INFORMATION TECHNOLOGY</b>	Current Customers (all amounts are per hour of service):				
		Technical Support Services - No Block of Time	95.00	115.00	115.00
		Block of 50 hours of Technical Support Services	80.00	110.00	110.00
		Block of 100 hours of Technical Support Services	75.00	100.00	100.00
		Block of 200 hours of Technical Support Services	70.00	90.00	90.00
		Block of 300 hours of Technical Support Services	65.00	85.00	85.00
		Block of 400 hours of Technical Support Services	60.00	80.00	80.00
		Overages if block of hours chosen	85.00	85.00	85.00
		Office 365 Level 1 (per month)	14.00	15.00	15.00
		Office 365 Level 2 (per month)	20.00	22.00	22.00
		Office 365 Level 3 (per month)	32.00	34.00	34.00
		Virtual Server Space and 1TB of Storage (per month)	400.00	500.00	500.00

Department	Type of Fee	2024-2025	2025-2026	2026-2027 Adopted
	Small Firewall Support (per month)	35.00	35.00	35.00
	Netmotion VPN (per month per user)	7.00	7.00	7.00
	Additional Hosted Virtual Server (per month)	100.00	200.00	200.00
	VoIP / FoIP Line and Maintenance (per month)	12.50	22.00	22.00
	10MB Internet - Burstable up to 1GB (per month)	75.00	150.00	150.00
<b>LIBRARY</b>	Copy & Printer Fees:			
	Black & White, per page (8 1/2 x 11)	0.10	0.10	0.10
	Black & White, per page (11 x 17)	0.20	0.20	0.20
	Color, per page (8 1/2 x 11)	1.00	1.00	1.00
	Overdue Fines:			
	Launchpads, per day (up to maximum of \$25)	1.00	1.00	1.00
	Fax fees (no international faxes sent or received):			
	Local, per page	0.25	0.25	0.25
	Long distance, per page	0.25	0.25	0.25
	All incoming faxes, per page	0.25	0.25	0.25
	Cold Lamination, per ft.	0.75	0.75	0.75
	All Library Materials			
	Lost Items	Purchase Cost of Item	Purchase Cost of Item	Purchase Cost of Item
	Books			
	Markings on pages non-obstructing of text	5.00	5.00	5.00
	Torn pages	5.00	5.00	5.00
	Torn cover	5.00	5.00	5.00
	Minor liquid damage	5.00	5.00	5.00
	AudioBooks, DVDs, and Kits:			
	Audiobook bag missing	2.00	2.00	2.00
	Audiobook missing disc	10.00	10.00	10.00
	Audiobook-case damage	8.00	8.00	8.00
	AudioVox Charger	5.00	5.00	5.00
	Missing Audio CD case	1.00	1.00	1.00
	Missing DVD case	2.00	2.00	2.00
	Missing DVD Bonus Material	5.00	5.00	5.00
	Missing Kit Items	Purchase Cost of Item	Purchase Cost of Item	Purchase Cost of Item

Department	Type of Fee	2024-2025	2025-2026	2026-2027 Adopted
	Damaged or missing cover art (Audiobooks, Music CDs, DVDs)	1.00	1.00	1.00
	Damaged or missing Literacy Kit Container	14.00	14.00	14.00
	LaunchPads			
	Damaged beyond repair or missing electronic device	70.00	70.00	70.00
	Missing or damaged Launch USB cord	7.00	7.00	7.00
	Missing or damaged LaunchPad case	13.00	13.00	13.00
	Missing or damaged LaunchPad power adapter	8.00	8.00	8.00
	Missing or damaged LaunchPad bumper	9.00	9.00	9.00
	Magazines			
<b>MISCELLANEOUS</b>	Employee Mileage Reimbursement	Current IRS Mileage Reimbursement Rate		
	Employee Subsistence Per Diem (subject to County travel policy):			
	Breakfast	GSA Rate	GSA Rate	GSA Rate
	Lunch	GSA Rate	GSA Rate	GSA Rate
	Dinner	GSA Rate	GSA Rate	GSA Rate
	Medical Insurance (monthly):			
	Employee Only (County pays)	962.00	990.00	1,020.00
	Employee + Spouse (Employee pays)	339.96	350.16	350.16
	Employee + Child(ren) (Employee pays)	314.03	323.45	323.45
	Employee + Family (Employee pays)	709.54	730.83	730.83
	Dental Insurance (monthly):			
	Employee Only (County pays)	32.00	32.00	32.00
	Employee + Spouse (Employee pays)	30.46	30.46	30.46
	Employee + Child(ren) (Employee pays)	34.04	34.04	34.04
	Employee + Family (Employee pays)	85.44	85.44	85.44
	Vision Insurance:			
	Employee Only (Employee Pays)	6.46	6.46	6.46
	Employee + Spouse (Employee Pays)	12.28	12.28	12.28
	Employee + Child(ren) (Employee Pays)	12.93	12.93	12.93
	Employee + Family (Employee Pays)	19.00	19.00	19.00
	Medicare Supplement amount for qualified retirees	not to exceed 200.00	200.00	200.00

Department	Type of Fee	2024-2025	2025-2026	2026-2027 Adopted
<b>PARKS &amp; RECREATION</b>	Ball fields / Multipurpose fields:			
	1st hour	15.00	15.00	15.00
	each additional hour	15.00	15.00	15.00
	per hour with lights	25.00	25.00	25.00
	half day (up to 5 hours)	60.00	60.00	60.00
	half day with lights (up to 5 hours)	100.00	100.00	100.00
	full day	125.00	125.00	125.00
	full day with lights	150.00	150.00	150.00
	Ball field preparation (lining & dragging)	20.00	20.00	20.00
	Each additional field preparation	10.00	10.00	10.00
	Rapid dry (per bag)	15.00	15.00	15.00
	Multipurpose field preparation	40.00	40.00	40.00
	Picnic Shelter:			
	per hour	15.00	15.00	15.00
	Tennis Courts:			
	per hour	5.00	5.00	5.00
	per hour with lights	10.00	10.00	10.00
	Gyms:			
	per hour	50.00	50.00	50.00
	per full day	350.00	350.00	350.00
	Deposit required for any rentals over 2 hours	100.00	100.00	100.00
	Party package (includes 1 hour meeting room rental at BTCC)	70.00	70.00	70.00
	Multi-purpose Rooms:			
	Barbecue Creek Park Room			
	per hour	20.00	20.00	20.00
	per 4 hour block	75.00	75.00	75.00
	refundable deposit	50.00	50.00	50.00
Anderson Creek Senior Center				
per hour	35.00	35.00	35.00	
per 4 hour block	130.00	130.00	130.00	
refundable deposit	100.00	100.00	100.00	
Boone Trail Community Center Meeting Room				
per hour	25.00	25.00	25.00	

Department	Type of Fee	2024-2025	2025-2026	2026-2027 Adopted
	per 4 hour block	90.00	90.00	90.00
	refundable deposit	50.00	50.00	50.00
	Benhaven Community Center Meeting Room			
	per hour	25.00	25.00	25.00
	per 4 hour block	90.00	90.00	90.00
	refundable deposit	50.00	50.00	50.00
	Shawtown Community Development Center Classroom			
	per hour	25.00	25.00	25.00
	per 4 hour block	90.00	90.00	90.00
	refundable deposit	50.00	50.00	50.00
	Late fee for rental	10.00	10.00	10.00
	Recreation Fees:			
	Anderson Creek Senior Center Programs			
	Class A - per participant	30.00	30.00	30.00
	Class B - per participant	20.00	20.00	20.00
	Class C - per participant	10.00	10.00	10.00
	Adult Basketball Participant Fee	60.00	60.00	60.00
	Adult Dodgeball Participant Fee	40.00	40.00	40.00
	Adult Kickball (per team)	275.00	275.00	275.00
	Adult Softball - (per team)	550.00	600.00	600.00
	Co-ed Softball Team Fee	450.00	450.00	450.00
	Co-ed Softball Participant Fee	40.00	40.00	40.00
	Senior Golf Tournament Participant Fee (could vary depending on course)	35.00	35.00	35.00
	Open Gym			
	Daily Pass	2.00	2.00	2.00
	Summer Camp			
	Weekly (County Resident)	110.00	120.00	120.00
	Weekly (Out of County Resident)	120.00	130.00	130.00
	Late pickup fee	1.00 / minute	1.00 / minute	1.00 / minute
	Afterschool Care			
	Monthly (December & April - \$100)	120.00	120.00	120.00
	Weekly	40.00	50.00	50.00

Department	Type of Fee	2024-2025	2025-2026	2026-2027 Adopted
	10% discount on children after 1st child (same household)	10 % discount	10 % discount	10 % discount
	Teacher workday	20.00	20.00	20.00
	Later pickup fee	1.00 / minute	1.00 / minute	1.00 / minute
	Leisure / Fitness Programs and Activities	Varies	Varies	Varies
	Late fee per program	10.00	10.00	10.00
	Movie in the Park Sponsorship Levels			
	Platinum level (8 movies)	-	-	-
	Gold level (3 movies, naming rights)	-	-	-
	Silver level (3 movies)	-	-	-
	Bronze level (1 movie)	-	-	-
	Movie in the Park Sponsorship (per movie)	425.00	425.00	425.00
<b>REGISTER OF DEEDS</b>	General Recordings:			
	First 15 pages (\$6.20 is paid to the State Treasurer)	26.00	26.00	26.00
	Each additional pages	4.00	4.00	4.00
	Deed Recordings:			
	First 15 pages (\$6.20 is paid to the State Treasurer)	26.00	26.00	26.00
	Each additional pages	4.00	4.00	4.00
	DT Recordings:			
	First 15 35 pages (\$6.20 is paid to the State Treasurer)	64.00	64.00	64.00
	Each additional page	4.00	4.00	4.00
	Additional assignment instrument index reference, each	10.00	10.00	10.00
	Multiple Instrument fee	10.00	10.00	10.00
	Non Standard Document Fee	25.00	25.00	25.00
	Additional party to index in excess of 20, each	2.00	2.00	2.00
	Revenue stamps, per thousand (Half of collections are paid to the Department of Revenue; less 2% Administrative cost)	2.00	2.00	2.00
	Passport Acceptance Fee	-	-	35.00
	Passport Photo Fee	-	-	15.00
	Certified copies:			
First Page	5.00	5.00	5.00	
Each additional page	2.00	2.00	2.00	

Department	Type of Fee	2024-2025	2025-2026	2026-2027 Adopted
	UCC copies	1.00	1.00	1.00
	Xerox copies	0.10	0.10	0.25
	Outgoing faxes - local, per page			
	Local, per page	0.10	0.10	0.10
	Long distance, per page	0.50	0.50	0.50
	Deaths	10.00	10.00	10.00
	Marriage license copies	10.00	10.00	10.00
	Birth amendments	20.00	20.00	20.00
	Legitimations	20.00	20.00	20.00
	Delayed births	20.00	20.00	20.00
	Notary oaths	10.00	10.00	10.00
	Births - Statewide Issuance (State Vital Records is paid; \$14 for issuance of out of County births issued by Register of Deeds.)	24.00	24.00	24.00
	Births	10.00	10.00	10.00
	UCC's	38.00	38.00	38.00
	Instruction. County keeps \$25)	60.00	60.00	60.00
	Lamination of births & marriages	2.00	2.00	2.00
	Maps	21.00	21.00	21.00
	Right-of-Way plans	21.00	21.00	21.00
	Certified copies of maps	5.00	5.00	5.00
	Notary acts	5.00	5.00	5.00
	Torren fees original plots:			
	First page	26.00	26.00	26.00
	Each additional page	4.00	4.00	4.00
	Torrent fees recording new certificate:			
	First page	31.00	31.00	31.00
	Torren fees new certificates & noting entries	-	-	-
	Corporations:			
	First page	26.00	26.00	26.00

Department	Type of Fee	2024-2025	2025-2026	2026-2027 Adopted
	Each additional page	4.00	4.00	4.00
	Uncertified map copies	0.50	0.50	1.00
	Copies of plats/plans larger than 18 X 24	1.00	1.00	1.00
	Lamination of paper, per foot	0.50	0.50	0.50
<b>RESTITUTION</b>	Juvenile Restitution Service Fees:			
	1 Juvenile per hour	7.25	7.25	7.25
	2 Juveniles per hour	14.50	14.50	14.50
	3 Juveniles per hour	21.75	21.75	21.75
	4 Juveniles per hour	29.00	29.00	29.00
	5 Juveniles per hour	36.25	36.25	36.25
<b>SHERIFF</b>	Service fee:			
	Per person - in state (State mandated)	30.00	30.00	30.00
	Per person - out of state	30.00	30.00	30.00
	Fingerprints:			
	In County Residents	10.00 first set / 5.00 additional set	10.00 first set / 5.00 additional set	10.00 first set / 5.00 additional set
	Out of County Residents	10.00 additional	10.00 additional	10.00 additional
	Copy of reports	3.00	3.00	3.00
	Local Jail Fee:			
	Per day	5.00	5.00	5.00
	State reimbursement, per day	18.00	18.00	18.00
	Inmate medical, per visit	10.00	10.00	10.00
	Concealed handgun application:			
	New	90.00	90.00	90.00
	Renewal	75.00	75.00	75.00
	Concealed sign	1.00	1.00	1.00
	Nartest Drug Testing Fee	-	-	-
	Civil Process Mail, per mailing	-	-	3.00
<b>SOCIAL SERVICES</b>	NC Health Choice Annual Fees:			
	One Child	50.00	50.00	50.00
	Multiple Children	100.00	100.00	100.00
	Adoption - pre placement assessments	1,300.00	1,300.00	1,300.00

Department	Type of Fee	2024-2025	2025-2026	2026-2027 Adopted
	Adoption - report to court	200.00	200.00	200.00
	HCWD - Health Coverage for Workers with Disabilities	50.00	50.00	50.00
	Home Study	400.00	400.00	400.00
	Adoption Initial Search Intermediary Fee (fees charged to locate parties involved in an adoption or the retrieval of background information in accordance with NCGS 48-9-101, 104, and 109).	250.00	250.00	250.00
	Adoption Additional Services Intermediary Fee, per hour (extended provision of services to facilitate the exchange of information or personal contact between parties involved in an adoption if the initial search is not successful).	75.00	75.00	75.00
	Case record copy fee:			
	First page	2.00	2.00	2.00
	Multiple pages	0.25	0.25	0.25
	CSE NPA application fees - a non-public application fee collected in the amount of \$10 or \$25 , based upon income and the number in a household.	10/25	10/25	10/25
	Governmental Complex meeting room fee (per day)	N/A	N/A	N/A
<b>SOLID WASTE MANAGEMENT</b>	Collection/hauler permits (annual)	130.00	135.00	135.00
	Availability Fee (Household solid waste fee)	80.00	80.00	80.00
	Recycling fee	5.00	5.00	5.00
	Landfill tipping fee:			
	Construction & demolition, per ton	50.00	54.00	54.00
	Municipal Solid Waste (Transfer Station)	50.00	54.00	54.00
	Land clearing/inert debris and yard waste, per ton	35.00	37.00	37.00
	Uncertified tires, per ton	76.00	76.00	76.00
	Illegal waste, per ton	106.00	106.00	106.00
	Furniture/Mattress/Box Spring (all sizes)	5.00	-	-
	Minimum Charge per Load	5.00	-	-
	Screened Mulch	Cost + 10%	Cost + 10%	Cost + 10%
	Surcharge for digging out loads	100.00	100.00	100.00
	Fine for including trash bags or debris in LCID	100.00	100.00	100.00

Department	Type of Fee	2024-2025	2025-2026	2026-2027 Adopted
	Solid waste citation	100.00	100.00	100.00
<b>TAX</b>	Garnishment Fee:			
	Employee	30.00	30.00	30.00
	Employer	30.00	30.00	30.00
	Bank Attachment Fee	60.00	60.00	60.00
	Advertising Fee	5.00	10.00	10.00
	Returned Check Fee	10% of face amount or 25.00, whichever is greater	10% of face amount or 25.00, whichever is greater	10% of face amount or 25.00, whichever is greater
<b>TRANSPORTATION</b>	Dial-A-Ride - within City limits, one way	3.00	3.00	3.00
	Outside city limits, one way	3.00	3.00	3.00
	Out of County, medical trips only	10.00	10.00	10.00
	Senior discount (one way)	2.00	2.00	2.00
	Medicaid Approved Transportation per mile	5.75	5.75	5.75
	Deviated Fixed Rate, per ride	2.00	2.00	2.00

Attachment B

# Approved Salary and Grade Table





**Attachment B**  
**SALARY GRADE TABLE**  
**Fiscal Year 2026-2027**  
**(BOC approved 6/30/2026 and effective 7/16/2026)**

Grade	Job Title	Frequency	Minimum	Job Rate	Mid Point	Maximum
1	Not Used	Annual	\$ 19,460	\$ 22,622	\$ 25,784	\$ 32,110
2	Not used	Annual	\$ 20,434	\$ 23,755	\$ 27,075	\$ 33,716
		Monthly	\$ 1,702.83	\$ 1,979.54	\$ 2,256.25	\$ 2,809.67
		Hourly	\$ 9.8242	\$ 11.4207	\$ 13.0171	\$ 16.2099
3	Not used	Annual	\$ 21,457	\$ 24,944	\$ 28,430	\$ 35,401
		Monthly	\$ 1,788.08	\$ 2,078.63	\$ 2,369.17	\$ 2,950.08
		Hourly	\$ 10.3160	\$ 11.9923	\$ 13.6686	\$ 17.0200
4	Grounds Maintenance Assistant Park Maintenance Assistant	Annual	\$ 22,529	\$ 26,189	\$ 29,849	\$ 37,172
		Monthly	\$ 1,877.42	\$ 2,182.42	\$ 2,487.42	\$ 3,097.67
		Hourly	\$ 10.8315	\$ 12.5912	\$ 14.3508	\$ 17.8715
5	Camp Counselor Gym Supervisor Park Attendant	Annual	\$ 23,655	\$ 27,498	\$ 31,341	\$ 39,032
		Monthly	\$ 1,971.25	\$ 2,291.50	\$ 2,611.75	\$ 3,252.67
		Hourly	\$ 11.3728	\$ 13.2205	\$ 15.0681	\$ 18.7658
6	Not used	Annual	\$ 24,837	\$ 28,873	\$ 32,909	\$ 40,982
		Monthly	\$ 2,069.75	\$ 2,406.08	\$ 2,742.42	\$ 3,415.17
		Hourly	\$ 11.9411	\$ 13.8816	\$ 15.8220	\$ 19.7033
7	Not used	Annual	\$ 26,080	\$ 30,318	\$ 34,556	\$ 43,031
		Monthly	\$ 2,173.33	\$ 2,526.50	\$ 2,879.67	\$ 3,585.92
		Hourly	\$ 12.5387	\$ 14.5763	\$ 16.6138	\$ 20.6884
8	Computer Support Assistant	Annual	\$ 27,383	\$ 31,833	\$ 36,283	\$ 45,183
		Monthly	\$ 2,281.92	\$ 2,652.75	\$ 3,023.58	\$ 3,765.25
		Hourly	\$ 13.1652	\$ 15.3047	\$ 17.4441	\$ 21.7230
9	Not used	Annual	\$ 28,752	\$ 33,425	\$ 38,098	\$ 47,442
		Monthly	\$ 2,396.00	\$ 2,785.42	\$ 3,174.83	\$ 3,953.50
		Hourly	\$ 13.8233	\$ 16.0700	\$ 18.3167	\$ 22.8091
10	4-H Program Assistant Community Social Services Assistant Custodian	Annual	\$ 30,191	\$ 35,097	\$ 40,002	\$ 49,815
		Monthly	\$ 2,515.92	\$ 2,924.71	\$ 3,333.50	\$ 4,151.25
		Hourly	\$ 14.5152	\$ 16.8737	\$ 19.2321	\$ 23.9500

Grade	Job Title	Frequency	Minimum	Job Rate	Mid Point	Maximum
11	Data Entry Assistant	Annual	\$ 31,700	\$ 36,851	\$ 42,001	\$ 52,306
	Line Technician	Monthly	\$ 2,641.67	\$ 3,070.88	\$ 3,500.08	\$ 4,358.83
		Hourly	\$ 15.2407	\$ 17.7170	\$ 20.1932	\$ 25.1476
12	Community Health Technician	Annual	\$ 33,284	\$ 38,693	\$ 44,102	\$ 54,919
	Transit Driver (HARTS) PT/FT	Monthly	\$ 2,773.67	\$ 3,224.42	\$ 3,675.17	\$ 4,576.58
		Hourly	\$ 16.0023	\$ 18.6028	\$ 21.2033	\$ 26.4039
13	Administrative Support Specialist I	Annual	\$ 34,948	\$ 40,628	\$ 46,308	\$ 57,665
	Animal Care Technician	Monthly	\$ 2,912.33	\$ 3,385.67	\$ 3,859.00	\$ 4,805.42
	Breastfeeding Coordinator	Hourly	\$ 16.8022	\$ 19.5331	\$ 22.2639	\$ 27.7241
	Data Entry Operator II					
	Data Entry Specialist					
	Landfill Maintenance Worker					
	Library Assistant					
	Maintenance Worker					
	Medical Office Assistant					
	Park Supervisor					
	Processing Assistant III					
	Recreation Center Assistant					
	14	Administrative Support Specialist II	Annual	\$ 36,696	\$ 42,660	\$ 48,624
Community Social Services Technician		Monthly	\$ 3,058.00	\$ 3,555.00	\$ 4,052.00	\$ 5,045.83
Transit Services Assistant		Hourly	\$ 17.6426	\$ 20.5100	\$ 23.3774	\$ 29.1111
15	Accounting Clerk IV (OSHR title- DSS)	Annual	\$ 38,532	\$ 44,793	\$ 51,053	\$ 63,578
	AMI Technician	Monthly	\$ 3,211.00	\$ 3,732.71	\$ 4,254.42	\$ 5,298.17
	Bailiff	Hourly	\$ 18.5254	\$ 21.5353	\$ 24.5452	\$ 30.5670
	Facilities Maintenance Tech Helper					
	Grounds Maintenance Technician I					
	Income Maintenance Technician					
	Office Assistant IV (OSHR title - DSS)					
	Parks Maintenance Technician I					
	Processing Assistant IV					
	Recreation Center Coordinator					
	Security Screening Technician					
Senior Maintenance Worker						

Grade	Job Title	Frequency	Minimum	Job Rate	Mid Point	Maximum
16	Administrative Support Specialist III	Annual	\$ 40,459	\$ 47,033	\$ 53,607	\$ 66,756
	Evidence Technician	Monthly	\$ 3,371.58	\$ 3,919.42	\$ 4,467.25	\$ 5,563.00
	Library Community Engagement & Programming Assistant	Hourly	\$ 19.4518	\$ 22.6125	\$ 25.7731	\$ 32.0948
	Library Program Specialist					
	Office Assistant IV (OSHR title - Health)					
	Operations Supervisor (HARTS)					
	Painter					
	Register of Deeds Deputy I					
	Tax Program Assistant					
	Workforce Development Eligibility Specialist					
Youth Counselor						
17	Accounting Clerk V (DSS)	Annual	\$ 42,480	\$ 49,384	\$ 56,287	\$ 70,093
	Accounting Technician II (OSHR title -Health)	Monthly	\$ 3,540.00	\$ 4,115.29	\$ 4,690.58	\$ 5,841.08
	Animal Shelter Supervisor	Hourly	\$ 20.4235	\$ 23.7426	\$ 27.0616	\$ 33.6992
	Classification Assistant					
	Collection System Technician Trainee/I					
	Distribution System Technician Trainee					
	Elections Specialist					
	Grounds Maintenance Technician II					
	Income Maintenance Caseworker I					
	NC Agriculture Cost Share Technician					
	Parks Maintenance Technician II					
	Processing Assistant V					
	Processing Unit Supervisor V					
	Program Assistant V					
	Register of Deeds Deputy II					
	Restitution & Teen Court Coordinator					
	Tax Collections Technician					
	Utility Customer Service Representative I					
	Utility Locate Technician					
	Utility System Technician					
Water Quality Technician						

Grade	Job Title	Frequency	Minimum	Job Rate	Mid Point	Maximum
	Weighmaster					
18	Asst ES Administrator	Annual	\$ 44,604	\$ 51,853	\$ 59,101	\$ 73,598
	Collection System Technician II	Monthly	\$ 3,717.00	\$ 4,321.04	\$ 4,925.08	\$ 6,133.17
	Communications Engagement Coordinator	Hourly	\$ 21.4446	\$ 24.9296	\$ 28.4145	\$ 35.3844
	Distribution System Technician C					
	EMS Billing & Insurance Specialist					
	Facility Maintenance Technician I					
	Fleet Maintenance Mechanic					
	Heavy Equipment Operator					
	Park Maintenance Technician					
	Practical Nurse II					
	Senior Line Technician					
	Tax Program Assistant Supervisor					
	Utility Customer Services Representative II					
19	Accounts Supervisor	Annual	\$ 46,834	\$ 54,445	\$ 62,056	\$ 77,278
	Administrative Assistant	Monthly	\$ 3,902.83	\$ 4,537.08	\$ 5,171.33	\$ 6,439.83
	Assistant Laboratory Analyst	Hourly	\$ 22.5168	\$ 26.1760	\$ 29.8352	\$ 37.1536
	Central Permitting Technician					
	Collections System technician III					
	Distribution System Technician B					
	Elections Technician					
	Evidence Supervisor					
	Facility Maintenance Technician II					
	Field Service Officer					
	Foreign Language Interpreter II					
	Human Resources Placement Specialist (DSS)					
	Human Services Coordinator I (DSS)					
	Income Maintenance Caseworker II					
	Meter Services Coordinator					
	Natural Resources Conservationist I					
	Plant Maintenance Technician I					
	Records Supervisor					
	Register of Deeds Deputy III					
	Social Worker I					

Grade	Job Title	Frequency	Minimum	Job Rate	Mid Point	Maximum
	Tax Delinquent Collector					
	Utility Inventory Technician					
	Utility System Pump Technician I					
	Workforce Development Specialist I					
20	Body Worn Camera Assistant	Annual	\$ 49,177	\$ 57,168	\$ 65,159	\$ 81,142
	Career Center Manager	Monthly	\$ 4,098.08	\$ 4,764.00	\$ 5,429.92	\$ 6,761.83
	Collection System Technician IV	Hourly	\$ 23.6432	\$ 27.4852	\$ 31.3271	\$ 39.0113
	Criminal Analyst I					
	Distribution System Technician A					
	Facility Maintenance Technician III					
	Family Resource Program Specialist					
	Fleet Maintenance Mechanic					
	Medical Laboratory Technician II					
	Plant Maintenance Technician II					
	Restitution & Teen Court Program Manager					
	Senior Field Service Officer					
	Solid Waste Operations Crew Leader					
	Treatment Plant Operator					
	Utility System Pump Technician II					
	Utility System Electrical Technician					
	Wastewater Treatment Plant Operator Trainee/I					
	Water Treatment Plant Operator Trainee/Apprentice					
21	Accounting Technician IV (OSHR title- Health)	Annual	\$ 51,636	\$ 60,027	\$ 68,418	\$ 85,199
	Administrative Assistant I (OSHR title- Health)	Monthly	\$ 4,303.00	\$ 5,002.25	\$ 5,701.50	\$ 7,099.92
	Central Permitting Tech/Project Coordinator	Hourly	\$ 24.8255	\$ 28.8597	\$ 32.8939	\$ 40.9619
	Development Compliance Officer					
	EMS Transportation Coordinator					
	Family & Child Care Resource Program Manager					
	Fleet Maintenance Supervisor					
	GIS Technician					
	GIS/E-911 Technician					
	Grounds Maintenance Supervisor					
	Income Maintenance Caseworker III					

Grade	Job Title	Frequency	Minimum	Job Rate	Mid Point	Maximum
	Income Maintenance Caseworker III Q&A Trainer*					
	Income Maintenance Investigator II					
	Income Maintenance III - Lead Worker*					
	IT Technician I					
	Laboratory Analyst					
	Nutrition Project Coordinator II					
	Parks Capital Projects Manager					
	Parks Maintenance Supervisor					
	Planning Technician					
	Plant Maintenance Technician III					
	Public Health Education Specialist I					
	Recreation Program Supervisor					
	Senior Central Permitting Technician					
	Utility Collections Officer					
	Utility System Pump Technician III					
	Veterans Services Officer					
	Wastewater Treatment Plant Operator II					
	Water Treatment Plant Operator C					
22	Accountant I	Annual	\$ 54,217	\$ 63,028	\$ 71,838	\$ 89,457
	Assistant Accreditation Manager	Monthly	\$ 4,518.08	\$ 5,252.29	\$ 5,986.50	\$ 7,454.75
	Assistant Solid Waste Manager	Hourly	\$ 26.0663	\$ 30.3023	\$ 34.5382	\$ 43.0090
	Audio Visual/Trainer Technician					
	Child Support Agent II					
	Collection System Crew Leader					
	Criminal Analyst II					
	Distribution System Crew Leader					
	EDC Office Coordinator					
	Land Records Paralegal					
	Librarian					
	Library Branch Manager I					
	Opioid Task Force Coordinator					
	Nutritionist II					
	Office Manager					
	Paralegal					

Grade	Job Title	Frequency	Minimum	Job Rate	Mid Point	Maximum
	Parks & Grounds Supervisor					
	Plant Maintenance Technician IV					
	Pre-Trial Release Administrator					
	Residential Plan Reviewer Technician					
	Senior Treatment Plant Operator					
	Senior Treatment Plant/Pretreat Operator					
	Tax Database Software Technician					
	Tax Personal Property Appraiser					
	Tax PUV Appraiser					
	Tax Real Property Appraiser					
	Transportation Manager					
	Utility System Pump Technician IV					
	Volunteer Services Director I					
	Wastewater Treatment Plant Operator III					
	Water Treatment Plant Operator B					
	Workforce Dev JobLink Coordinator					
	Zoning Inspector					
23	Accounting Specialist I (OSHR title-DSS & Health)	Annual	\$ 56,927	\$ 66,179	\$ 75,430	\$ 93,932
	Administrative Assistant II	Monthly	\$ 4,743.92	\$ 5,514.88	\$ 6,285.83	\$ 7,827.67
	Assistant Elections Director	Hourly	\$ 27.3693	\$ 31.8172	\$ 36.2651	\$ 45.1605
	Child Support Lead Agent					
	Communications Specialist					
	Facility Maintenance Supervisor					
	Income Maintenance Supervisor II					
	Legal Assistant/Deputy Clerk of BOC					
	Library Branch Manager II					
	Meter Services Supervisor					
	Natural Resources Conservationist II					
	Paralegal I (DSS)					
	Residential HVAC Changeout Officer					
	Right of Way Agent					
	SCADA Technician					

Grade	Job Title	Frequency	Minimum	Job Rate	Mid Point	Maximum
	Senior Collection System Crew Leader					
	Senior Distribution System Crew Leader					
	Senior Plant Maintenance Technician					
	Social Worker II					
	Utility Construction Coordinator					
	Utility Construction Inspector					
	Wastewater Treatment Plant Operator IV					
	Water Treatment Plant Operator A					
24	911 Database Manager	Annual	\$ 59,774	\$ 69,487	\$ 79,200	\$ 98,628
	Accountant II	Monthly	\$ 4,981.17	\$ 5,790.58	\$ 6,600.00	\$ 8,219.00
	Animal Services Manager	Hourly	\$ 28.7381	\$ 33.4079	\$ 38.0777	\$ 47.4182
	Assistant Utility Customer Service Supervisor					
	Assistant Veterans Service Director					
	Code Enforcement Officer I					
	Community Engagement Coordinator					
	Emergency Management Specialist					
	Executive Assistant					
	Facility Maintenance Manager					
	Human Resources Benefits & Wellness Specialist					
	Human Resources Generalist					
	Human Resources Recruiting Specialist					
	IT Technician II					
	Library Branch Manager III					
	Library Circulation Manager					
	Jetport Operations Manager					
	Medical Laboratory Technologist I					
	Payroll Specialist					
	Public Health Educator II					
	Pre-Treatment Program Specialist					
	Senior Water Treatment Plant Operator					
	Solid Waste Operations Manager					
	Telecommunications Administrative Officer					

Grade	Job Title	Frequency	Minimum	Job Rate	Mid Point	Maximum
	Telecommunications Training Officer					
25	Accounting Specialist I (OSHR title - Health)	Annual	\$ 62,763	\$ 72,963	\$ 83,162	\$ 103,560
	Assistant Register of Deeds	Monthly	\$ 5,230.25	\$ 6,080.21	\$ 6,930.17	\$ 8,630.00
	Library Branch Manager IV	Hourly	\$ 30.1751	\$ 35.0788	\$ 39.9825	\$ 49.7894
	Capital Project Construction Director					
	Child Support Supervisor II					
	Code Enforcement Officer II					
	Distribution & Collection System Supervisor					
	EMS Asst Chief of Logistics					
	Environmental Health Specialist					
	Financial Systems Analyst					
	Fleet Director					
	Information Technology Project Coordinator					
	Latent Print Examiner					
	Natural Resources Director					
	Planner I					
	Senior Electrical & Instrumentation Technician					
	Senior Engineering Technician					
	Senior Support Specialist/Board Clerk					
	Social Worker III					
	Utility Data Specialist					
26	Accountant III	Annual	\$ 65,901	\$ 76,610	\$ 87,319	\$ 108,737
	Assistant Emergency Management Coordinator	Monthly	\$ 5,491.75	\$ 6,384.17	\$ 7,276.58	\$ 9,061.42
	Child Support Supervisor III (Program Manager)	Hourly	\$ 31.6838	\$ 36.8325	\$ 41.9811	\$ 52.2784
	Daytime Deputy Fire Marshal					
	Facilities Maintenance Director					
	IT Technician III					
	Nutrition Program Director I					
	Planner II; Long Range Planner					
	Procurement Manager					

Grade	Job Title	Frequency	Minimum	Job Rate	Mid Point	Maximum
	Real Property Revaluation Supervisor					
	Risk Management and Safety Manager					
	Senior GIS Technician					
	Social Work Supervisor II					
	Social Worker IV (I/A&T)					
	Tax Listing/Billing Supervisor					
	Utility Customer Service Supervisor					
	Veterans Services Director					
27	Applications Analyst	Annual	\$ 69,197	\$ 80,441	\$ 91,685	\$ 114,174
	Chief Deputy Fire Marshal	Monthly	\$ 5,766.42	\$ 6,703.42	\$ 7,640.42	\$ 9,514.50
	Clerk to the Board of Commissioners	Hourly	\$ 33.2684	\$ 38.6743	\$ 44.0802	\$ 54.8924
	Database Administrator					
	Emergency Services Administrator					
	EMS Captain of Training					
	Environmental Health Program Specialist					
	Finance Systems Analyst					
	GIS Specialist					
	Network Security Analyst					
	Tax Deputy Collector					
	Utility Asset Management Supervisor					
	Utility Maintenance Supervisor					
	Workforce Development Director/Joblink Coordinator					
28	Accounting Supervisor	Annual	\$ 72,657	\$ 84,463	\$ 96,269	\$ 119,883
	Code Enforcement Officer III	Monthly	\$ 6,054.75	\$ 7,038.58	\$ 8,022.42	\$ 9,990.25
	Director of Marketing	Hourly	\$ 34.9319	\$ 40.6080	\$ 46.2841	\$ 57.6372
	Elections Director					
	Environmental Health Supervisor I					
	GIS Analyst					
	Human Resources Manager					
	Income Maintenance Administrator I					
	Information Systems User Group Supervisor					
	Detention Licensed Clinical Socail Worker					

Grade	Job Title	Frequency	Minimum	Job Rate	Mid Point	Maximum
	Public Health Nurse II					
	Senior IT Systems Specialist					
	Senior Planner					
	Wastewater Treatment Plant Supervisor					
29	Administrative and Budget Officer	Annual	\$ 76,289	\$ 88,686	\$ 101,082	\$ 125,877
	Assistant Library Director	Monthly	\$ 6,357.42	\$ 7,390.46	\$ 8,423.50	\$ 10,489.75
	Assistant Manager of Building Services	Hourly	\$ 36.6781	\$ 42.6381	\$ 48.5980	\$ 60.5190
	Commercial Construction Supervisor					
	EMS Asst Chief of Training					
	EMS Compliance Officer					
	GIS Systems Administrator					
	Local Public Health Administrator I					
	Public Health Nurse III					
	Social Work Supervisor III					
	Utility Capital Project Manager					
30	Accounting Manager	Annual	\$ 80,103	\$ 93,120	\$ 106,136	\$ 132,171
	Assistant Manager of Planning Services	Monthly	\$ 6,675.25	\$ 7,759.96	\$ 8,844.67	\$ 11,014.25
	Assistant Tax Administrator	Hourly	\$ 38.5118	\$ 44.7699	\$ 51.0279	\$ 63.5450
	Communications & Marketing Director					
	Public Health Nurse Supervisor I					
	Reporting Manager					
	Social Work Program Manager					
	Telecommunications Manager					
	Water Treatment Plant Supervisor					
31	Director of Public Safety Communications	Annual	\$ 84,108	\$ 97,776	\$ 111,443	\$ 138,781
	Emergency Management Coordinator	Monthly	\$ 7,009.00	\$ 8,147.96	\$ 9,286.92	\$ 11,565.08
	GIS/E911 Operations Administrator	Hourly	\$ 40.4373	\$ 47.0084	\$ 53.5794	\$ 66.7229
	Wastewater Treatment Superintendent					
32	Asst Director, Dev Serv/Mgr of Planning	Annual	\$ 88,313	\$ 102,664	\$ 117,015	\$ 145,718
	Assistant IT Director	Monthly	\$ 7,359.42	\$ 8,555.33	\$ 9,751.25	\$ 12,143.17
	Jetport Director	Hourly	\$ 42.4590	\$ 49.3587	\$ 56.2583	\$ 70.0581
	Manager of Building Services					

Grade	Job Title	Frequency	Minimum	Job Rate	Mid Point	Maximum
	Register of Deeds					
	Utility Systems Manager					
33	Fire Marshal	Annual	\$ 92,730	\$ 107,798	\$ 122,866	\$ 153,004
	Utility Civil Engineer	Monthly	\$ 7,727.50	\$ 8,983.17	\$ 10,238.83	\$ 12,750.33
		Hourly	\$ 44.5826	\$ 51.8270	\$ 59.0713	\$ 73.5610
34	Asst. Staff Attorney	Annual	\$ 97,367	\$ 113,189	\$ 129,010	\$ 160,654
	EMS Chief	Monthly	\$ 8,113.92	\$ 9,432.38	\$ 10,750.83	\$ 13,387.83
	General Services Director	Hourly	\$ 46.8120	\$ 54.4186	\$ 62.0252	\$ 77.2390
	Library Director					
	Parks & Recreation Director					
	Solid Waste Director					
	Tax Administrator					
35	Advanced Practice Provider II	Annual	\$ 102,234	\$ 118,848	\$ 135,462	\$ 168,688
	Attorney II DSS	Monthly	\$ 8,519.50	\$ 9,904.00	\$ 11,288.50	\$ 14,057.33
	Deputy Finance Officer	Hourly	\$ 49.1519	\$ 57.1396	\$ 65.1272	\$ 81.1015
	Economic Developer					
	Emergency Services Deputy Director					
	Human Resources Director					
	Public Health Nursing Director II					
	Social Services Deputy Director					
36	Chief Information Officer	Annual	\$ 107,347	\$ 124,792	\$ 142,236	\$ 177,121
	Development Services Director	Monthly	\$ 8,945.58	\$ 10,399.29	\$ 11,853.00	\$ 14,760.08
	Sheriff	Hourly	\$ 51.6101	\$ 59.9971	\$ 68.3840	\$ 85.1559
37	Assistant HRW Director	Annual	\$ 112,714	\$ 131,030	\$ 149,346	\$ 185,978
	Economic Development Director	Monthly	\$ 9,392.83	\$ 10,919.17	\$ 12,445.50	\$ 15,498.17
	Senior Staff Attorney	Hourly	\$ 54.1904	\$ 62.9964	\$ 71.8023	\$ 89.4142
38	Assistant County Manager	Annual	\$ 118,350	\$ 137,582	\$ 156,813	\$ 195,276
	Finance Officer	Monthly	\$ 9,862.50	\$ 11,465.13	\$ 13,067.75	\$ 16,273.00
	Social Services Director	Hourly	\$ 56.9001	\$ 66.1462	\$ 75.3923	\$ 93.8845
39	Emergency Services Director	Annual	\$ 124,268	\$ 144,461	\$ 164,654	\$ 205,041
	Local Public Health Director	Monthly	\$ 10,355.67	\$ 12,038.42	\$ 13,721.17	\$ 17,086.75
		Hourly	\$ 59.7454	\$ 69.4538	\$ 79.1621	\$ 98.5793
40	HRW Director	Annual	\$ 130,480	\$ 151,684	\$ 172,887	\$ 215,292
		Monthly	\$ 10,873.33	\$ 12,640.29	\$ 14,407.25	\$ 17,941.00

Grade	Job Title	Frequency	Minimum	Job Rate	Mid Point	Maximum
		Hourly	\$ 62.7320	\$ 72.9262	\$ 83.1203	\$ 103.5078
41	Deputy County Manager	Annual	\$ 137,004	\$ 159,268	\$ 181,531	\$ 226,058
		Monthly	\$ 11,417.00	\$ 13,272.29	\$ 15,127.58	\$ 18,838.17
		Hourly	\$ 65.8686	\$ 76.5724	\$ 87.2762	\$ 108.6838
42	Not Used	Annual	\$ 143,855	\$ 167,231	\$ 190,607	\$ 237,359
43	Not Used	Annual	\$ 151,048	\$ 175,593	\$ 200,138	\$ 249,281
44	Not Used	Annual	\$ 158,598	\$ 184,371	\$ 210,144	\$ 261,689
101	Not Used	Annual	\$ 41,531	\$ 48,279	\$ 55,026	\$ 68,525
		Monthly	\$ 3,460.92	\$ 4,023.21	\$ 4,585.50	\$ 5,710.42
102	Booking Intake Technician	Annual	\$ 43,608	\$ 50,694	\$ 57,780	\$ 71,951
		Monthly	\$ 3,634.00	\$ 4,224.50	\$ 4,815.00	\$ 5,995.92
103	Emergency Medical Technician	Annual	\$ 45,786	\$ 53,228	\$ 60,669	\$ 75,551
	Detention Master Control	Monthly	\$ 3,815.50	\$ 4,435.63	\$ 5,055.75	\$ 6,295.92
104	Detention Officer	Annual	\$ 48,078	\$ 55,890	\$ 63,702	\$ 79,326
		Monthly	\$ 4,006.50	\$ 4,657.50	\$ 5,308.50	\$ 6,610.50
105	Telecommunicator EMD (uses 2288 hrs/yr)	Annual	\$ 50,479	\$ 58,683	\$ 66,886	\$ 83,294
		Monthly	\$ 4,206.58	\$ 4,890.21	\$ 5,573.83	\$ 6,941.17
106	Detention Corporal	Annual	\$ 53,006	\$ 61,619	\$ 70,232	\$ 87,459
	Advanced Emergency Medical Technician	Monthly	\$ 4,417.17	\$ 5,134.92	\$ 5,852.67	\$ 7,288.25
107	Deputy Sheriff	Annual	\$ 55,656	\$ 64,701	\$ 73,745	\$ 91,831
	Detention Sergeant	Monthly	\$ 4,638.00	\$ 5,391.71	\$ 6,145.42	\$ 7,652.58
	Reserve Deputy Sheriff					
	Telecommunications Shift Supervisor					
108	Not Used	Annual	\$ 58,437	\$ 67,934	\$ 77,430	\$ 96,424
		Monthly	\$ 4,869.75	\$ 5,661.13	\$ 6,452.50	\$ 8,035.33
109	Paramedic (uses 3,340 for FT ees)	Annual	\$ 61,361	\$ 71,332	\$ 81,303	\$ 101,244
		Monthly	\$ 5,113.42	\$ 5,944.33	\$ 6,775.25	\$ 8,437.00
110	Deputy Fire Marshal	Annual	\$ 64,428	\$ 74,898	\$ 85,367	\$ 106,305
	Deputy Sheriff Corporal	Monthly	\$ 5,369.00	\$ 6,241.46	\$ 7,113.92	\$ 8,858.75
	Deputy Sheriff Detective					
	Emergency Medical Services Lieutenant					
	Fire Marshal/Plan Reviewer					

Grade	Job Title	Frequency	Minimum	Job Rate	Mid Point	Maximum
111	Community Paramedic	Annual	\$ 67,650	\$ 78,642	\$ 89,634	\$ 111,620
	Detective Corporal	Monthly	\$ 5,637.50	\$ 6,553.50	\$ 7,469.50	\$ 9,301.67
	Detention Lieutenant					
	EMS District Chief					
112	Computer Forensic Analyst	Annual	\$ 71,031	\$ 82,575	\$ 94,118	\$ 117,202
	Deputy Sheriff Sergeant	Monthly	\$ 5,919.25	\$ 6,881.21	\$ 7,843.17	\$ 9,766.83
	Detective Sergeant					
	EMS Asst Chief of Operations					
113	Not Used	Annual	\$ 74,585	\$ 86,704	\$ 98,822	\$ 123,062
114	Body Worn Camera Administrator	Annual	\$ 78,311	\$ 91,038	\$ 103,764	\$ 129,215
	Deputy Sheriff Lieutenant	Monthly	\$ 6,525.92	\$ 7,586.46	\$ 8,647.00	\$ 10,767.92
115	Not used	Annual	\$ 82,227	\$ 95,590	\$ 108,953	\$ 135,676
		Monthly	\$ 6,852.25	\$ 7,965.83	\$ 9,079.42	\$ 11,306.33
116	Not Used	Annual	\$ 86,338	\$ 100,370	\$ 114,401	\$ 142,461
117	Deputy Sheriff Captain	Annual	\$ 90,656	\$ 105,388	\$ 120,119	\$ 149,585
	Detective Captain	Monthly	\$ 7,554.67	\$ 8,782.29	\$ 10,009.92	\$ 12,465.42
	Detention Captain					
	Sheriff CALEA					
118	Not Used	Annual	\$ 95,189	\$ 110,657	\$ 126,125	\$ 157,063
119	Deputy Sheriff Major	Annual	\$ 99,950	\$ 116,192	\$ 132,433	\$ 164,915
		Monthly	\$ 8,329.17	\$ 9,682.63	\$ 11,036.08	\$ 13,742.92
120	Not Used	Annual	\$ 104,946	\$ 122,001	\$ 139,056	\$ 173,161


\* These positions receive a 5% pay differential for additional duties.



## **Attachment C**

# **Harnett County Fiscal Policy**

- **Originally Adopted: May 7, 2021**
- **Approved Amendments as of November 7, 2016**
- **Approved Amendments as of February 17, 2020**
- **Approved Amendments as of February 15, 2021**
- **Approved Amendments as of July 1, 2023**
- **Approved Amendments as of July 1, 2024**
- **Approved Amendments as of July 1, 2025**

	<b>FINANCE POLICY</b>		<b>SUBJECT: FISCAL POLICY</b>
	<b>NUMBER 1</b>	<b>REVISIONS 3</b>	<b>BOARD APPROVAL DATE JUNE 16, 2025</b>
	<b>SUPERSEDES JULY 1, 2024</b>	<b>EFFECTIVE DATE JULY 1, 2025</b>	<b>PAGE 2 OF 12</b>

**FISCAL POLICY – PURPOSE**


Harnett County government exists to meet the needs of residents through the services the County is mandated to provide or has elected to provide. To meet these needs, the County must maintain its financial integrity. In addition, the County must continually prepare to provide services for a growing population. The County’s Fiscal Policy is intended to maintain and improve the County’s financial condition and preserve its ability to meet future needs. This policy will be reviewed at least annually, and changes will be presented to the Board of Commissioners for approval. An effective policy:

- Contributes to the County's ability to insulate itself from fiscal crisis,
- Enhances short-term and long-term credit worthiness and helps the County achieve the highest credit and bond ratings possible,
- Promotes long-term financial stability by establishing a clear and consistent framework for budget and financial decisions,
- Directs attention to the total financial picture of the County, rather than single-issue areas,
- Links long-term financial planning with day-to-day operations, and
- Provides the County Staff, the County Board of Commissioners, and the County citizens a framework for measuring the fiscal impact of government services against established fiscal parameters.


To these ends, the following fiscal policy is adopted:

**CAPITAL IMPROVEMENT PLAN (CIP) POLICIES**

1. It is the responsibility of the County Board of Commissioners to provide for the capital equipment and facilities necessary to deliver county services to the residents of the County, as well as provide necessary capital equipment and facilities for the Harnett County Public Schools and the Central Carolina Community College system.
2. North Carolina statutes charge the County Manager with preparation of the recommended capital budget. It shall be his/her responsibility or that of his/her designee to coordinate the CIP process; receive requests from County departments, Harnett County Public Schools, and Central Carolina Community College; and propose a recommended CIP to the Board of Commissioners.


	<b>FINANCE POLICY</b>		<b>SUBJECT: FISCAL POLICY</b>
	<b>NUMBER 1</b>	<b>REVISIONS 3</b>	<b>BOARD APPROVAL DATE JUNE 16, 2025</b>
	<b>SUPERSEDES JULY 1, 2024</b>	<b>EFFECTIVE DATE JULY 1, 2025</b>	<b>PAGE 3 OF 12</b>

3. The Board of Commissioners is responsible for adopting a CIP annually and may amend it as needed.
4. All capital projects must be proposed through the County’s CIP process.
5. The CIP includes all approved capital projects, including new construction, renovations, vehicles and heavy equipment, new software and other technology, and all other purchases and improvements that meet the threshold for definition as a capital project, currently \$100,000 and above.
6. The County will develop a CIP of at least seven years and review and update the plan annually. The Harnett County Public Schools and the Community College System are strongly encouraged to submit their needs through this process, along with prioritization of their requests.
7. After projects are approved in the CIP and before the project can begin, the project must be authorized through one of two means:
  - A. Capital project ordinances: A separate capital budget ordinance shall be submitted to the Board of Commissioners for approval for all capital projects that are projected to span more than one fiscal year.
  - B. All other capital projects will be budgeted in the operating budget.
8. All capital projects will be assigned a project code by the Finance Officer for tracking and reporting purposes.
9. The CIP will prioritize the maintenance of existing facilities and equipment, and otherwise protect the county’s past capital investments. A maintenance and replacement schedule will be developed and followed as funding allows.
10. County departments will provide a written justification and identify the estimated project costs, potential funding sources, and impacts on the operating budget for each proposed capital project and include this information in their requests. The County Manager or his/her designee will review, modify as appropriate, and include this information in the recommended CIP.
11. The County will pursue the most cost-effective strategies for financing the CIP, consistent with prudent fiscal management.

	<b>FINANCE POLICY</b>		<b>SUBJECT: FISCAL POLICY</b>
	<b>NUMBER 1</b>	<b>REVISIONS 3</b>	<b>BOARD APPROVAL DATE JUNE 16, 2025</b>
	<b>SUPERSEDES JULY 1, 2024</b>	<b>EFFECTIVE DATE JULY 1, 2025</b>	<b>PAGE 4 OF 12</b>

**DEBT POLICIES**


1. The County will confine long-term borrowing to critical capital projects that cannot be financed from current revenues unless financing results in a net financial benefit to the county.
2. The County will take a balanced approach to capital funding by utilizing capital reserves and pay-as-you-go funding where possible. Pay-as-you-go funding will come from budgeted appropriations and funds set aside in capital reserves.
3. The county’s capital funding strategy should result in the least fiscal impact on current and future taxpayers.
4. When the County finances capital projects by issuing bonds or entering capital leases, it will repay the debt within a period not to exceed the expected useful life of the project. Target debt ratios will be annually calculated and included in the review of financial trends.
5. Net debt as a percentage of estimated market value of taxable property shall not exceed 2.5%. Net debt is defined as all debt that is tax-supported.
6. Debt Service expenditures as a percent of total governmental fund expenditures should not exceed 15%. Should this ratio exceed 15%, staff must request an exception from the Board of Commissioners stating the justification and expected duration of the policy exception. Exceptions shall be reviewed and approved annually by the Board of Commissioners until compliance is achieved.
7. The County will retire tax anticipation debt, if any, annually and will retire bond anticipation debt within six months after completion of the project.
8. Outstanding tax-supported debt principal shall be no less than 50.0% repaid in 10 years.
9. Enterprise Debt Policies:
  - A. The Enterprise Fund is responsible for setting rates and charges at such a level which maintains the "self-supporting" nature of the fund.
  - B. The County will target a minimum amount of equity funding of 10% of the Enterprise Fund capital improvement plan on a five-year rolling average.
  - C. The Enterprise Fund will comply with all applicable bond covenants.

	<b>FINANCE POLICY</b>		<b>SUBJECT: FISCAL POLICY</b>
	<b>NUMBER 1</b>	<b>REVISIONS 3</b>	<b>BOARD APPROVAL DATE JUNE 16, 2025</b>
	<b>SUPERSEDES JULY 1, 2024</b>	<b>EFFECTIVE DATE JULY 1, 2025</b>	<b>PAGE 5 OF 12</b>

- D. The Enterprise Fund will maintain a debt service coverage ratio as defined by the General Indenture of the Enterprise System Revenue Bonds. These minimum requirements are summarized to be:
- 1) 1.20x debt service coverage on Parity Indebtedness (Revenues for this measure may include 20% of the balance in the Surplus Account at the end of the preceding Fiscal Year)
  - 2) 1.00x debt service coverage of Parity Indebtedness, General Obligation Indebtedness, Subordinate Indebtedness, Other Indebtedness, and any amount due to the Qualified Reserve Fund or Qualified Reserve Fund Substitute.


**RESERVE POLICIES**

1. The County will maintain a minimum Unassigned Fund Balance, as defined by the Governmental Accounting Standards Board, at the close of each fiscal year equal to 15% of General Fund Expenditures with a targeted Unassigned Fund Balance equal to 20% of General Fund Expenditures.
2. In the event that funds are available over and beyond the 20% targeted amount, those funds may be transferred to a capital reserve fund, a capital projects fund, to pay down debt or to fund other one-time uses. Such transfers or uses shall be approved by the Board of County Commissioners in conjunction with a staff recommendation based upon a fund balance analysis to be completed within six months of the close of each fiscal year taking into consideration the prior year's financial statements, current year-to-date budget performance, current property tax valuations and the County's most recently adopted capital improvement plan.
3. The County Board may, from time-to-time, utilize fund balances that will reduce Unassigned Fund Balance below the 15% minimum for the purposes of a declared fiscal emergency or other such purpose as to protect or enhance the long-term fiscal security of the County. In such circumstances, the Board will adopt a plan to restore the Unassigned Fund Balance to the target level within 36 months. If restoration cannot be accomplished within such time period without severe hardship to the County, then the Board will establish a different but appropriate time period.
4. Enterprise Reserve Policies: The County has adopted a comprehensive strategy for the long-term stability and financial health of each Enterprise Fund that provides for annual increases in fund reserves to an established goal of 50% of operating and maintenance expenses.


	<b>FINANCE POLICY</b>		<b>SUBJECT: FISCAL POLICY</b>
	<b>NUMBER 1</b>	<b>REVISIONS 3</b>	<b>BOARD APPROVAL DATE JUNE 16, 2025</b>
	<b>SUPERSEDES JULY 1, 2024</b>	<b>EFFECTIVE DATE JULY 1, 2025</b>	<b>PAGE 6 OF 12</b>

**BUDGET DEVELOPMENT POLICIES**


1. The County will manage its annual budget to meet its legal and debt obligations, ensure adequate funding of current service levels, meet the priorities of the Board of Commissioners, maintain the County’s financial condition, and keep property tax increases to a minimum. The County shall operate under an annual balanced budget ordinance whereby the sum of net revenues and appropriated fund balances equals the expenditure appropriations.
2. The Budget Process will comply with the North Carolina Local Government Budget and Fiscal Control Act.
3. North Carolina statutes charge the County Manager with preparation of the recommended operating budget. It shall be his/her responsibility or that of his/her designee to coordinate the budget process; receive requests from County departments, Harnett County Public Schools, and Central Carolina Community College; and propose a recommended budget to the Board of Commissioners.
4. The Board of Commissioners is responsible for adopting an annual operating budget and may amend it as needed.
5. Use of one-time revenues: One-time revenues should not support ongoing personnel and operating costs. Use of one-time revenues is appropriate for capital outlay, CIP projects, debt retirement, contribution to capital reserve, and other non-recurring expenses. Proceeds from the sale of surplus capital items will go into the County’s general capital reserve unless proceeds are otherwise restricted.
6. The County will pursue an aggressive policy to collect current and delinquent property taxes, utility fees, licenses, permits and other revenues due to the County. The County will not waive any revenues due to the County unless those revenues were collected unlawfully.
7. The Finance Officer will generate reports that show actual revenues and expenditures compared to the budget and will present this to the County Board monthly.
8. Budget amendments will be brought to the County Board for consideration as needed.
9. New or increased services: The County should ensure adequate funding of current services before funding new or enhanced services.
10. Mid-year appropriations: All agencies supported by the county must function within the resources made available to them through the annual budget. The county will consider requests for new or expanded programs during the regular budget process. Only in extreme circumstances will such requests be considered outside of the budget process.

	<b>FINANCE POLICY</b>		<b>SUBJECT: FISCAL POLICY</b>
	<b>NUMBER 1</b>	<b>REVISIONS 3</b>	<b>BOARD APPROVAL DATE JUNE 16, 2025</b>
	<b>SUPERSEDES JULY 1, 2024</b>	<b>EFFECTIVE DATE JULY 1, 2025</b>	<b>PAGE 7 OF 12</b>

11. **Funding-of Outside Agencies:** From time to time, the County may elect to provide services through nonprofit agencies if those services meet the standard for public purpose as defined by the NC Constitution and the services can be achieved more cost effectively through the nonprofit. To receive county funding, nonprofits must abide by the county’s budget process and deadlines and provide the information requested during the budget process.
12. **Grants:** The County will pursue federal, state, and private grants to enhance services to County residents. However, the County will limit its financial support of grant- funded programs to avoid commitments that continue beyond funding availability. The County will not continue programs after grants have expired, except as expressly approved by the Board of Commissioners as part of the annual budget process. The grant approval process will proceed as follows:
  - a. If a grant does not require any county match, either cash or in-kind, and the county does not expect or is not obligated to continue to fund a position or a program after the expiration of the grant, then the proposal can be reviewed and approved by the County Manager. However, the County Manager may choose to present a grant proposal to the Board for approval, if he/she feels that it is appropriate.
  - b. If the grant requires a county match, either cash or in-kind, or the funder expects the county to continue to fund a position or program after the grant is complete, then the grant application must be submitted to the Board of Commissioners for approval.
  - c. For grants that require Board of Commissioner approval, but approval cannot be obtained before the grant deadline, the Manager’s Office can authorize the application with prior notice to the Chair and Vice Chair and report to the Board of Commissioners at their next meeting. If the Board of Commissioners does not approve the grant proposal, the funder will be notified that the county chooses to withdraw the application.
  - d. Departments shall be responsible for timely completion and filing of reports required by the grantor. Missing report deadlines shall be grounds for denying approval of future grant applications.

	FINANCE POLICY		SUBJECT: FISCAL POLICY
	NUMBER 1	REVISIONS 3	BOARD APPROVAL DATE JUNE 16, 2025
	SUPERSEDES JULY 1, 2024	EFFECTIVE DATE JULY 1, 2025	PAGE 8 OF 12

- e. It will be the general policy of this Board that it will not absorb any reduction in State and Federal funds; however, the Board, in its discretion, may amend the budget ordinance to appropriate additional funds to compensate for the reduction in State and Federal funds so long as the ordinance, as amended, satisfies the requirements of G.S. 159-8 and 159-13. If the Board does not appropriate additional funds, the **agency shall reduce personnel or program expenditures to stay within the authorized County appropriation.**
  - f. The policy is extended to any agency that is funded by the County and receives State or Federal funds. This shall remain in effect until otherwise changed or amended by the Board of Commissioners. The County Manager is hereby directed to distribute this policy to each of the agencies that may be involved.
13. New positions: new positions for existing programs and services should be added when there is no other viable option. Alternatives, such as contracting, technology, and reassignment of duties should be fully explored and documented before new positions are funded.
  14. Level of budgeting: To tie costs to specific services, departments shall submit budgets for each of their divisions or program areas. Department heads are authorized to **request** transfers of operating funds between their **budgeted** divisions. The Budget Officer must approve transfers. Transfers made from salary and wage accounts shall not result in an increase of salary obligations. Transfers into capital outlay lines shall not result in the purchase of additional capital items not previously approved by the Board of Commissioners. The County shall adopt budgets at the department level. Commissioners reserve the right to review and/or adopt budgets at a greater level of detail.
  15. Justification for funding: Departments and agencies requesting funding from the county
    - a. Should justify their requests in terms of maintaining or increasing service levels. Departments should measure their performance in key service areas and periodically compare their performance to other jurisdictions to discover efficiencies and develop best management practices.
  16. Contingency funds: Departments shall not include contingency funds in their respective budgets. The county shall include a general contingency fund in its annual budget. The amount of the contingency fund shall not exceed one percent of the annual budget.


	<b>FINANCE POLICY</b>		<b>SUBJECT: FISCAL POLICY</b>
	<b>NUMBER 1</b>	<b>REVISIONS 3</b>	<b>BOARD APPROVAL DATE JUNE 16, 2025</b>
	<b>SUPERSEDES JULY 1, 2024</b>	<b>EFFECTIVE DATE JULY 1, 2025</b>	<b>PAGE 9 OF 12</b>

17. Budget Officer: The County Manager serves as the budget officer. He/she is authorized to perform the following functions or delegate them:

- a. Transfer funds within a department without limitation.
- b. Transfer amounts of up to \$5,000 between departments of the same fund with a memorandum report on such transfers at the next regular meeting of the Board of Commissioners.
- c. Transfer amounts of up to \$50,000 from contingency to any department with a memorandum report of such transfers at the next regular meeting of the Board of Commissioners. Greater amounts can be made available upon the agreement of the Board of Commissioners.
- d. Employ temporary help from time to time to meet circumstances.
- e. Execute contracts if funds for the contract have been approved as part of the annual budget and the contract does not exceed the funds appropriated, the contract’s term does not exceed three years, all applicable state laws and county policies regarding purchasing are followed, and the contract does not exceed \$250,000.
- f. Execute on behalf of the Board of Commissioners any other contract, change order, purchase order or other instrument incurring any obligation which is specifically approved by the Board of Commissioners.
- g. Authorize payment in an amount not to exceed \$5,000 in settlement of any liability claims against the County or against any of its officers or employees.

18. Enterprise Funds:

- a. The County maintains Enterprise Funds (primarily water and wastewater and solid waste) that are self-sustaining for both operational and capital purposes. The Enterprise Funds will adhere to the County Fiscal Policy with any exceptions noted in the policy.
- b. Any improvements required to meet new regulatory requirements or to meet changes in the service demands will be included in either the capital improvement plan or the annual budget request, depending on the cost of the improvement.

	<b>FINANCE POLICY</b>		<b>SUBJECT: FISCAL POLICY</b>
	<b>NUMBER 1</b>	<b>REVISIONS 3</b>	<b>BOARD APPROVAL DATE JUNE 16, 2025</b>
	<b>SUPERSEDES JULY 1, 2024</b>	<b>EFFECTIVE DATE JULY 1, 2025</b>	<b>PAGE 10 OF 12</b>

c. Service rates:

- i. Service rates will be reviewed annually as part of the budget process.
- ii. Service rates will be adjusted as needed to provide adequate funding for the proper operation, maintenance, and expansion of the system.
- iii. Service rates will be adjusted as necessary to meet bond covenants, debt service obligations, and the Adopted Fiscal Policy.

**EDUCATION FUNDING POLICIES**


---

- 1. It is the intent of the County to appropriate funding to the Board of Education to assure that the necessary resources are provided for current expenses and to meet the low- wealth funding requirements.
- 2. The County will provide current expense funding based upon the most recent known 2nd month average daily membership (ADM) times the most recent known Three-Year Average of Appropriations as determined by the NC Department of Public Instruction.
- 3. The County will provide funds for Capital and Capital Maintenance. An amount equivalent to 65% of the prior year’s lottery proceeds will be disbursed based upon the adopted budget ordinance.
- 4. The County will detail the amounts to be budgeted under this policy as part of the annual budget ordinance.


**CASH MANAGEMENT/ INVESTMENT POLICIES**

---

- 1. It is the intent of the County that public funds will be invested in interest bearing accounts to the extent possible to reduce the dependence upon property tax revenues. Funds will be invested with the chief objectives of safety of principal, liquidity, and yield, in that order. All deposits and investments of County funds will be in accordance with N.C.G.S. 159.

	FINANCE POLICY		SUBJECT: FISCAL POLICY
	NUMBER 1	REVISIONS 3	BOARD APPROVAL DATE JUNE 16, 2025
	SUPERSEDES JULY 1, 2024	EFFECTIVE DATE JULY 1, 2025	PAGE 11 OF 12

2. Up to one-half (50%) of the appropriations to Non-County Agencies and to non-debt supported capital outlays for County Departments can be encumbered prior to December. Any additional authorization shall require the County Manager's written approval upon justification. The balance of these appropriations may be encumbered after January 1, upon a finding by the County Manager that there is a reasonable expectation that the County's Budgeted Revenues will be realized.
3. The County will use a Central Depository to maximize the availability and mobility of cash for all funds that can be legally combined.
4. Cash Flows will be forecasted, and investments will be made to mature when funds are projected to be needed to meet cash flow requirements.
5. Liquidity: No less than 20% of funds available for investment will be maintained in liquid investments at any point in time.
6. Maturity: All investments will mature in no more than sixty (60) months from their purchase date.
7. Custody: All investments will be purchased "payment-verses-delivery" and if certificated will be held by the Finance Officer in the name of the County. All non-certificated investments will be held in book-entry form in the name of the County with the County's third-party Custodian (Safekeeping Agent).
8. Authorized Investments: The County may deposit County Funds into: Any Board approved Official Depository if such funds are secured in accordance with NCGS-159 (31). The County may invest idle funds in the North Carolina Capital Management Trust, US Treasury Securities, US Agency Securities specifically authorized in GS-159 and rated no lower than "AAA", and Commercial Paper meeting the requirements of NCGS-159 plus having a national bond rating.
9. Diversification: No more than 25% of the County's investment funds may be invested in commercial paper.
10. Allocation: Investment income will be allocated to each participating fund or account based on a fair and equitable formula determined by the Finance Officer.

	<b>FINANCE POLICY</b>		<b>SUBJECT: FISCAL POLICY</b>
	<b>NUMBER 1</b>	<b>REVISIONS 3</b>	<b>BOARD APPROVAL DATE JUNE 16, 2025</b>
	<b>SUPERSEDES JULY 1, 2024</b>	<b>EFFECTIVE DATE JULY 1, 2025</b>	<b>PAGE 12 OF 12</b>

**SUMMARY OF KEY POLICY RATIOS**

<b>Ratio</b>	<b>Target</b>
Tax Supported Debt to Assessed Value:	<2.5%
Tax Supported Debt Service vs. Expenditures:	<15.0%
Tax Supported 10- Year Payout Ratio:	>50.0%
General Fund Unassigned Fund Balance as a Percent of Operating Budget:	>15.0%
Enterprise Fund Pay-go Capital (5-year Rolling Average):	>10.0%
Enterprise Fund Parity Debt Service Coverage (with 20% of Surplus Account)	>1.20x
Enterprise Fund Debt Service Coverage on all Indebtedness:	>1.00x
Enterprise Fund Reserves as a Percent of Operating and Maintenance:	>50%



Attachment D

# Approved Best Management Practices for Capital Projects & Change Orders



## Attachment D: Framework for Best Management Practices for Capital Projects & Change Orders

1. Standardization of contract documents.
2. Change Orders and Claims shall be handled in accordance with the Contract Documents.
3. Where contractor delays will not result, the cost for a contract change order shall be negotiated prior to authorization to do the work. The itemized cost proposal will be reviewed by the originating department, legal, finance and administration prior to final approval.
4. Work change directives will be used where work must be done on an emergency basis or when contractor delays through no fault of the contractor will result.
5. There should be consideration for exemptions in cases of special emergency involving the health and safety of the citizens and their property.
6. The County Manager shall have the authority to execute and approve change orders and the associated budget amendment up to five percent (5%) of the contract amount. This specifically includes the transfer of contingency funds. Notification of such actions will be provided to the Board of Commissioners via the County Manager's Report.
7. The estimated quantities of items of unit price work are not guaranteed and are solely for the purpose of comparison of bids and determine an initial contract price. Determinations of the actual quantities and classification of unit price work performed by contractor will be made by Engineer and reconciled in the final adjusting change order.



**Attachment E**

# **Harnett Regional Water 2026-2027**

## **Capital Improvement Program**

## HARNETT REGIONAL WATER

### Capital Improvement Plan 2026-2027

#### EXECUTIVE SUMMARY

The capital improvement plan attached herewith is a working tool developed by the HRW staff to give guidance toward the County's water and sewer infrastructure development and capital needs program. It consists of an assessment of the current water and wastewater systems and projects these capital needs over a ten-year period. This plan is offered to the Board to seek their guidance and input as they look toward Harnett County's future. This plan should be a helpful fiscal planning tool that allows us to forecast capital demands on revenues and borrowing power to help avoid overextending ourselves financially during the next ten years and beyond. HRW recommends that the review and approval of this capital improvement plan be accomplished annually as part of the budget process. General approval of this document by resolution does not commit the Board to specific approval of any one project or expenditure, nor does it appropriate money for any project. This would still be accomplished through separate capital project ordinances. The approval by resolution from the Board simply approves the capital improvement plan as a plan for the forecast period.

## DESCRIPTION OF COUNTY

**Demographics.** The County, formed in 1855, has a projected population of 136,709. The per capita income for the County is \$47,518 and the median household income is \$69,012 (23rd in NC). The poverty rate is 13.7% and the unemployment rate currently stands at 3.6%.

**Land Area Configurations.** Harnett County is located in the south central portion of North Carolina. It lies partially in the Coastal Plain and partially in the Piedmont section. The eastern two-thirds of the County exhibit topographic features common to the Coastal Plain region of North Carolina. It is an area of level to gently rolling terrain with elevations ranging from 100 to 300 feet above sea level. The major underlying geological formation includes sedimentary rocks consisting mostly of unconsolidated sands and clays. Topographical features of the western part of the County resemble the Piedmont region of North Carolina. It is an area of steeper hills with elevations as high as 450 feet above sea level. The major underlying geological formation includes crystalline rocks, such as granite and slate.

### **Mission Statement.**

“Harnett Regional Water provides high quality water and wastewater services to residents and businesses in Harnett County and the surrounding region. The organization is focused on customer service and is committed to environmental stewardship. Its position on the Cape Fear River, combined with significant investments in infrastructure and foresight from past and current leaders, will allow Harnett Regional Water to continue to serve the rapidly growing central region of North Carolina.” HRW continues to grow from a single county water and sewer department to a regional water and wastewater provider.

**Description of Existing Facilities.** Harnett Regional Water provides water and/or wastewater services to approximately 120,000 Harnett County residents. HRW also provides public water to customers in Counties contiguous to ours. These Counties include Cumberland, Johnston, Moore, Lee, and Wake. The Harnett County Regional Water Treatment Plant supplies water to the Harnett County municipalities of Lillington, Angier, Erwin, and Coats. It supplies water to the Towns of Fuquay-Varina and Holly Springs in Wake County and also the Towns of Spring Lake and Linden in Cumberland County. It also jointly supplies water to Fort Bragg through a partnership with the Public Works Commission of Fayetteville. The Harnett County Regional Water Treatment Plant utilizes the Cape Fear River as the source for the system's drinking water and currently has a treatment capacity of forty-two million gallons a day (42 MGD). HRW's water system consists of nine County water and sewer districts. Each of these districts exists as a separate legal entity pursuant to Chapter 162A of the North Carolina General Statutes. The County maintains and operates the districts for a fee equal to the districts' debt service amount. This amount is paid from general revenues received from water and/or wastewater sales from the various districts. The County established a "Harnett County Public Utilities Fund" in 1998 that consolidated accounting for the operation of these districts. This allowed the department to budget revenues and expenditures in a consolidated manner rather than nine individual district budgets. HRW provides wastewater treatment to the Towns of Angier, Coats and Lillington in Harnett County. HRW also provides wastewater treatment to the Town of Fuquay-Varina in Wake County and Fort Bragg Army Base in Cumberland County. HRW was established in 1982 with approximately 600 water customers and 8 employees. We have grown in the forty-three years since to approximately 44,000 water customers, 14,000 sewer customers and 120 employees. HRW infrastructure consists of approximately 1,490 miles of water mains, 420 miles of sewer collection mains and totals over \$403 million dollars in assets. In addition to the 42 million gallon per day regional water plant mentioned above, other assets include 2 wastewater treatment plants with a combined treatment capacity of 22.5 million gallons per day, 20 elevated water storage tanks with 8.9 million gallons of capacity, 18.2 million gallons of ground storage capacity, a 60 million gallon reservoir, 24 water booster stations with pumping capacity of 133 million gallons per day and 105 sewer lift stations. Approximately 95% of Harnett County

residents now have access to public water. As is apparent from the above history, HRW has experienced tremendous growth and accomplishment through the valiant efforts and foresight of past and present Harnett County Commissioners and staff. Their dedication to a countywide water and strategically located sanitary sewer system is the reason for the utility's success.

## **WATER SYSTEM**

**Treatment Facility.** HRW's existing 42 mgd (million gallons per day) regional water treatment facility was recently upgraded to that capacity in FY 2016-17 at a cost of approximately \$12 million dollars. The project added four new filters, an upgraded alum sludge disposal system, new backwash/chemical storage and modified the raw water intake and raw water/reservoir low-lift pump stations. Moore County, Johnston County, the Towns of Holly Springs and Fuquay-Varina in Wake County, as well as Fort Bragg in Cumberland County are the current capacity holders in the Harnett County Regional Water Treatment Facility. Currently, HRW is piloting the current treatment facility to establish what improvements will be needed to safely remove PFAS and PFOA (and other such chemicals) from our water supply to meet newly imposed EPA guidelines taking effect in 2029. It is estimated the WTP PFAS Improvements Project will cost approximately \$95 million dollars and begin in FY 2028. Due to the tremendous residential growth in the County, Harnett Regional Water is also committed to building a new 10-15 mgd water treatment facility in the Erwin area of the County. Our planning estimates project the new plant will be needed to supplement the existing Harnett Regional Water Treatment Plant by the end of this decade. Cost estimates are currently approximately \$240 million dollars for the project as it will be funded by revenue bonds and HRW reserves. There is also the strong possibility that other surrounding entities will be interested in purchasing capacity in the new planned water treatment facility. Those discussions have already begun.

**Water Supply Plan.** The State of North Carolina requires that all water systems submit an approved water supply plan annually. This plan is currently being updated by the HRW staff. The purpose of this plan is to provide evidence to the

State that the water system is providing adequate planning for the supply of water through a designated planning period. Water supply planning is also continuing in the area of hydraulic modeling as the engineering firm of Hazen & Sawyer is engaged in providing an updated water hydraulic model of our entire distribution system. This will be critical importance in planning and directing future water resources to accommodate new growth.

**Water Conservation Measures.** Harnett County amended its Water Shortage & Conservation Ordinance in the spring of 2008. The ordinance was amended in response to the drought conditions in our area over the last several years. The ordinance now more clearly defines the stages of water conservation and what triggers their enactment. It also established a normal irrigation schedule and increased the department's enforcement authority during emergencies. Our water supply is a critical resource that must be protected at all costs.

**Water Distribution System.**

HRW is in design discussions with the Town of Holly Springs in Wake County to upgrade our distribution system by constructing a 24 MGD intermediate pump station and 1 million gallon elevated storage tank to complete HRW's ability to supply the Town with their entire 10 MGD water capacity allocation. This project is estimated to cost approximately \$23 million dollars and would be jointly funded from the Town of Holly Springs and HRW. It is estimated to begin in FY 26 and is still in the negotiating stages with the Town of Holly Springs. The Erwin St. Matthews Road Utility Extension Project is currently underway and will make needed water and wastewater improvements in certain areas of the Town. This project is estimated to cost \$1.8 million dollars. Other planned water projects in Erwin include the Erwin Downtown Utility Project which will connect several buildings in the downtown area to a different water transmission line to improve existing water quality. This project is estimated to cost approximately \$600,000 and should begin in FY 27. The Northwest Water Rehabilitation Project consists of the rehabilitation and replacement of several thousand feet of water transmission mains in the Northwest area of the County. This is needed due to the age of the existing infrastructure and the recurring leaks caused by the pipe insufficiencies. This project is projected to begin in FY 28 and cost approximately \$6 million dollars.

**Regional Interconnects.** As you are aware, Harnett County's water system is interconnected to several area public water systems that we do not provide water to including: the City of Dunn, the Town of Benson, the City of Raleigh, the Town of Apex, the City of Fayetteville (PWC), the City of Durham, and finally the Town of Cary. These connections are of a vital importance in the event of emergency water shortage conditions. The ability to provide and receive additional water from these various sources makes all of these systems more dependent upon each other and truly interconnected in a regional manner. HRW is a member of the Triangle Water Supply Partnership and our water system participates with the triangle water utilities in regional water supply planning, with the goal of collaboratively planning for, maintaining, and implementing, long-term sustainable and secure water supplies for our region in the future.

## **WASTEWATER SYSTEM**

**Wastewater Treatment and Collection.** The County currently owns two active wastewater treatment plants, the North Harnett Regional Wastewater Treatment Plant and the South Harnett Regional Wastewater Plant. The South Harnett plant began operation in June 2009 and has a capacity of 15 mgd. It serves all of the southern area of the County and Fort Bragg. The North Harnett Wastewater Treatment Plant has a capacity of 7.5 MGD and recently underwent major modifications to its filters and bio-solids storage facilities as part of the North Harnett Wastewater Treatment Plant Upgrade Project. This project was completed in FY 2020-21 at a cost of approximately \$11 million dollars. The North Harnett Wastewater Treatment Plant is also under construction for a major capacity upgrade which will increase the plant's capacity to 16.5 MGD. This project costs approximately \$112 million dollars and includes participation from our regional wastewater partner towns of Angier, Fuquay-Varina and Lillington. This major expansion is expected to be complete in FY 28. The Southwest Wastewater Pump Station & Force Main Project consists of the renovation of our regional sewer lift station and the construction of approximately 5 miles of 20 inch sewer force main along Hwy 87 in the Southwest portion of Harnett County. This project is currently under design and is estimated to cost approximately \$11.5

million dollars and construction should get underway in FY 27. The Buies Creek-Coats Collection System Upgrade is a planned upgrade of the collection transmission system that transports the wastewater from this area of the County to the North Harnett Wastewater Treatment Plant. This upgrade is needed to support additional growth in these areas including the planned residential subdivisions located in the vicinity of these needed improvements. This project is estimated to cost approximately \$11 million dollars and should begin in FY 28.

**Regional Wastewater Facilities.** Harnett County has commissioned four different engineers since 1968 to look at comprehensive approaches to the long-range planning of Harnett County's water and wastewater needs. The most recent of these is the Northern Harnett Wastewater Master Plan for the Districts in the northern section of the County. This study was authored by Hazen and Sawyer and was completed in FY 2017-18. All of these wastewater plans have concluded that a regional approach utilizing a consolidation of systems is the best plan practical for protection of public health and economic development. There will continue to be County development of services which will extend from existing facilities; and, due to the escalating cost of expansion and operating expenses, it is likely that other regions within the County will be attempting to regionalize systems within the next ten years. In addition to this, regulatory restraints will force regionalization to happen in order to eliminate as many discharges into our water basin as possible. Areas outside the County, which are tributary to our drainage basins and wastewater treatment facilities, (i.e. southern Wake County and northern Cumberland County as recent examples) also provide realistic opportunities for regionalization. These relationships should be nurtured to provide the greatest scale of economy in building additional wastewater collection lines to serve Harnett County citizens.

**FINANCIAL PLANNING**

**Revenue Projections.** Revenue projections for the next 10 years are difficult if not impossible to correctly predict. They are tied to a myriad of factors including residential and commercial growth in the County, local and regional economic conditions, and the ability of our utility to meet all future water and sewer needs throughout the County and region. Before we can attempt to predict future revenues, we need to look at current revenue trends for the last several fiscal years.

**HRW Operating Revenues**

<b><u>Financial Period</u></b>	<b><u>Operating Revenues</u></b>
FY 15-16	\$34,446,531
FY 16-17	\$35,872,649
FY 17-18	\$39,203,558
FY 18-19	\$39,987,902
FY 19-20	\$41,091,355
FY 20-21	\$42,140,995
FY 21-22	\$49,139,362
FY 22-23	\$49,568,547
FY 23-24	\$58,498,680
FY 24-25	\$65,573,510

You can see from these figures that annual revenues increased by \$31,126,979 in the last nine fiscal years. This represents a 90% increase in annual operating revenues in that time span. Most of this increase is due to the growth of water and wastewater infrastructure throughout the County and increasing growth of water supply to the surrounding region. Rates must be adjusted to cover the ever increasing cost of service to include debt repayment and meet capital reserve targets to cover emergencies and capital project funding. The overall financial strategy of the Department is to continue to maximize revenues consistent with an even pace of residential and commercial/industrial growth within the County. Expenditures will be kept in line consistent with adequately maintaining treatment and distribution systems while

emphasizing regulatory compliance in all areas. Harnett Regional Water is at a historical crossroads in the sense that 95% of all County residents have access to water. Additional access to water has been the primary source of a growing revenue base in the past. However, since most areas within the County now have access to water, future revenue growth will be directly correlated to the Department's goal to provide access to sewer to densely populated unincorporated areas of the County and the Department's ever increasingly important role as a regional water and wastewater treatment provider to surrounding municipalities, counties and Fort Bragg.

### **Capital Project Budget Summary**

Attachment 1 is a capital project budget summary that combines all the proposed capital projects discussed earlier in this report. It provides a snapshot of anticipated capital needs over the next ten years. The expenditures section shows each projects total budget. The revenue section shows the expected funding sources for each year.

EXPENDITURES											
Project Name	FY 2026-27	FY 2027-28	FY 2028-29	FY 2029-30	FY 2030-31	FY 2031-32	FY 2032-33	FY 2033-34	FY 2034-35	FY 2035-36	Totals
NHWWTP Capacity Upgrade	\$111,376,000										\$111,376,000
SW WW PS & FM	\$11,518,388										\$11,518,388
Erwin St Matthews Rd Utility Ext Project	\$1,770,420										\$1,770,420
Erwin Downtown Utility Project	\$526,357										\$526,357
Old Hamilton Rd Water Extension Project	\$1,596,073										\$1,596,073
Wake County Distribution Upgrade	\$22,650,000										\$22,650,000
BCC Collection System Upgrade		\$10,793,200									\$10,793,200
WTP PFAS Upgrade Project		\$95,000,000									\$95,000,000
NW Water Rehabilitation Project		\$6,000,000									\$6,000,000
Northeast Harnett Regional WTP Project			\$240,000,000								\$240,000,000
Harnett Jetport Utility Extension Project				\$2,500,000							\$2,500,000
NW Water Transmission					\$8,200,000						\$8,200,000
WTP Property Acquisition-Watkins 50 acres						\$1,000,000					\$1,000,000
SC Tank 5 Construction (Doc's/Nursery)							\$2,090,000				\$2,090,000
BCC Collection System Upgrade Ph II								\$3,750,000			\$3,750,000
Southwest Regional GST									\$3,004,180		\$3,004,180
MW Tank 6/SW Transmission Connect										\$390,000	\$390,000
<b>Totals</b>	<b>\$149,437,238</b>	<b>\$111,793,200</b>	<b>\$240,000,000</b>	<b>\$2,500,000</b>	<b>\$8,200,000</b>	<b>\$1,000,000</b>	<b>\$2,090,000</b>	<b>\$3,750,000</b>	<b>\$3,004,180</b>	<b>\$390,000</b>	<b>\$522,164,618</b>

REVENUES											
	FY 2026-27	FY 2027-28	FY 2028-29	FY 2029-30	FY 2030-31	FY 2031-32	FY 2032-33	FY 2033-34	FY 2034-35	FY 2035-36	Totals
Grants from all sources	\$28,300,000	\$15,793,200									\$44,093,200
Revenue Bonds			\$50,000,000								\$50,000,000
State Revolving Loans		\$50,000,000	\$30,000,000								\$80,000,000
Regional Entity Participation			\$120,000,000								\$120,000,000
Holly Springs	\$15,875,000										\$15,875,000
Fuquay Varina	\$42,075,378										\$42,075,378
Angier	\$15,468,889										\$15,468,889
Lillington	\$6,187,556										\$6,187,556
Harnett Regional Water Reserves	\$41,530,415	\$46,000,000	\$40,000,000	\$2,500,000	\$8,200,000	\$1,000,000	\$2,090,000	\$3,750,000	\$3,004,180	\$390,000	\$148,464,595
<b>Totals</b>	<b>\$149,437,238</b>	<b>\$111,793,200</b>	<b>\$240,000,000</b>	<b>\$2,500,000</b>	<b>\$8,200,000</b>	<b>\$1,000,000</b>	<b>\$2,090,000</b>	<b>\$3,750,000</b>	<b>\$3,004,180</b>	<b>\$390,000</b>	<b>\$522,164,618</b>

Debt Summary											
	FY 2026-27	FY 2027-28	FY 2028-29	FY 2029-30	FY 2030-31	FY 2031-32	FY 2032-33	FY 2033-34	FY 2034-35	FY 2035-36	Totals
<b>Actual New Debt</b>	<b>\$0</b>	<b>\$50,000,000</b>	<b>\$80,000,000</b>	<b>\$0</b>	<b>\$0</b>	<b>\$0</b>	<b>\$0</b>	<b>\$0</b>	<b>\$0</b>	<b>\$0</b>	<b>\$130,000,000</b>

Planned Rate Increases											
Current Rates/Water	FY 2026-27	FY 2027-28	FY 2028-29	FY 2029-30	FY 2030-31	FY 2031-32	FY 2032-33	FY 2033-34	FY 2034-35	FY 2035-36	Totals
\$22/2,000 min	no change	\$24.00	no change	no change	no change	\$26.00	no change	no change	no change	\$29.00	
\$5.75/1,000 gal above min	no change	\$6.00	no change	no change	no change	\$6.25	no change	no change	no change	\$6.50	
\$3.00 Bulk Rate	no change	\$3.45	no change	no change	no change	\$3.70	no change	no change	no change	\$3.95	
\$2.35 Bulk Rate Capacity Holders	no change	\$2.70	no change	no change	no change	\$3.00	no change	no change	no change	\$3.30	
% increase	no change	7%/15%	no change	no change	no change	7%/11%	no change	no change	no change	8%/10%	
Monthly \$ Increase in Avg Bill	n/a	\$2.75	n/a	n/a	n/a	\$2.75	n/a	n/a	n/a	\$3.75	
Revenue from increase	\$0	\$3,000,000	\$0	\$0	\$0	\$3,300,000	\$0	\$0	\$0	\$3,750,000	\$10,050,000

Current Rates/Sewer	FY 2026-27	FY 2027-28	FY 2028-29	FY 2029-30	FY 2030-31	FY 2031-32	FY 2032-33	FY 2033-34	FY 2034-35	FY 2035-36	Totals
\$16 Flat	no change	\$17.00	no change	no change	no change	\$18.00	no change	no change	no change	\$20.00	
\$6.5/1,000 gals	no change	\$7.00	no change	no change	no change	\$7.50	no change	no change	no change	\$8.00	
\$2.75 Bulk Rate Capacity Holders	no change	\$3.15	no change	no change	no change	\$3.50	no change	no change	no change	\$3.85	
% increase	no change	7%/15%	no change	no change	no change	7%/11%	no change	no change	no change	8%/10%	
Monthly \$ Increase in Avg Bill	n/a	\$3.50	n/a	n/a	n/a	\$3.50	n/a	n/a	n/a	\$4.50	
Revenue from increase	\$0	\$1,135,000	\$0	\$0	\$0	\$1,270,000	\$0	\$0	\$0	\$1,680,000	\$4,085,000

Attachment 1

Duly adopted this the 30th day of June, 2026, upon motion made by Commissioner Matthews,  
seconded by Commissioner Nicol, and adopted by the following vote:  
Ayes: 5 Noes:      Absent:     

Board of Commissioners of the County of Harnett

By: Duncan E Jagers  
Eddie Jagers, Chairman of the Board and of the governing body of all Water  
and Sewer Districts of Harnett County

ATTEST:

Melissa Capps  
Melissa Capps, Clerk to the Board





Attachment F

# Approved Harnett Regional Water - Water and Sewer Ordinance



## WATER AND SEWER ORDINANCE

July 1, 2023

# HARNETT REGIONAL WATER WATER AND SEWER ORDINANCE

## BOARD OF COUNTY COMMISSIONERS

Matthew Nicol – Chairman  
William Morris – Vice-Chairman  
Lewis Weatherspoon  
Barbara McKoy  
W. Brooks Matthews

## COUNTY OFFICIALS

Brent Trout, County Manager  
Steve Ward, Director

## TABLE OF CONTENTS

Section 1.	Authority	4
Section 2.	Definitions	4
Section 3.	Water Laterals and Tap-On	8
Section 4.	Connection To Be Made By HRW Only Upon Application	8
Section 5.	Application for Connection	8
Section 6.	Disapproval of Application	9
Section 7.	Separate Water and Sewer connections and Meters Required	9
Section 8.	Connections and Meters to Remain Property of HRW	10
Section 9.	Maintenance of Meters and Connections	10
Section 10.	Connection To Other Supply and Cross-Connection Control	10
Section 11.	When Water Meters Read	13
Section 12.	Adjustment of Overcharges	13
Section 13.	Meter Tests	14
Section 14.	Bulk Water Usage	14
Section 15.	Tampering with Meters and Stopcocks	14
Section 16.	No Guarantee of Quality, Quantity of Pressure of Water Supply	15
Section 17.	Protection of Water Supply	15
Section 18.	Repealing Clause	15
Section 19.	Procedures	15
Section 20.	Initial of Minimum Charge	16
Section 21.	HRW's Responsibility and Liability	17
Section 22.	Consumer's Responsibility	17
Section 23.	Access To Premises	18
Section 24.	Change of Occupancy	19
Section 25.	Suspension of Service	19
Section 26.	Complaints – Adjustments	20
Section 27.	Classifications, Rates, Fees, and Charges	21
Section 28.	Connection to Existing Systems	24
Section 29.1	Water and Sewer Extension in New Developments	24

Section 29.2	Acquisition of Easements for Developers in County Participation Projects	28
Section 29.3	Extension of Water and Sewer Lines Within County	30
Section 29.4	Extensions Outside of County	31
Section 29.5	Extension Made by Other than HRW Personnel	32
Section 29.6	Observation by HRW of Work Done by Others	32
Section 29.7	Dedication of Water and Sewer Line Extensions	33
Section 30	Delinquent Service Fees	33
Section 31.	Sprinkler Connections	33
Section 32.	Provision for Cut-Off Valve	34

AN ORDINANCE REGULATING THE USE OF WATER AND SEWER FACILITIES OPERATED BY HARNETT REGIONAL WATER FIXING RENTS, RATES, FEES AND OTHER CHARGES AND PROVIDING FOR COLLECTION OF SAME.

BE IT ORDAINED BY THE COUNTY BOARD OF COMMISSIONERS OF HARNETT COUNTY.

Section 1. Authority.

This ordinance is adopted pursuant to North Carolina General Statutes 153A-275, 162A-85.5 and 162A Article 6 for the purpose of providing adequate and reasonable rules and regulations to protect and regulate water supply and distribution systems and sewer collection systems owned or operated by HRW. The ordinance is also adopted pursuant to North Carolina General Statutes 153A-277, 162A-85.13, 162A-88, 162A-92 and 162A Article 8 for the purpose of establishing a schedule of rents, rates, fees, charges and penalties for the use of and services furnished by water supply and distribution systems and sewer collection systems owned or operated by HRW.

Section 2. Definitions.

Air-Gap Separation is an unobstructed vertical distance through the atmosphere between the lowest opening from any pipe or faucet supplying water to a tank, plumbing fixture, or other device and the flood level rim of the receptacle.

Allocation is the assignment or apportionment of water and/or sewer to serve a certain defined area.

Auxiliary Intake is any piping connection or other device whereby water may be secured from a source other than the public water supply.

Backflow is any flow of water into the public water supply from any other source due to a cross-connection, auxiliary intake, interconnection, backpressure, backsiphonage, any combination thereof, or other cause.

Backpressure is any pressure on any source of water other than the public water supply which may be greater than the pressure on the public water supply and may result in a backflow.

Backflow Prevention Device is an approved effective device method used to prevent backflow from occurring in the potable water supply. The type of device shall be based on degree of hazard, existing or potential.

Backsiphonage is any circumstance in which the pressure on the public water supply may be reduced to the point that the elevation and atmospheric pressure on a source of water other than the public water supply may result in a pressure to be greater than the pressure on the public water supply and may result in a back flow.

Building is a structure as defined in *Volume VII, One and Two Families, and Volume I, General Construction*, of the *NC State Building Code*.

Capacity represents the ability to treat or move water and/or sewer. Typically, capacity is expressed in gallons per day (GPD) or million gallons per day (MGD).

Confinement Device is a backflow prevention device that is installed within a private plumbing or distribution system to isolate a localized hazard from the remainder of said system.

Connection is that part of the water service line which runs from the main to the property line, including all appurtenances to make the service complete and ready for use.

Contractor A person or entity, licensed by the State of North Carolina Licensing Board, under contract to the Developer to perform the construction of water and sewer infrastructure of the Development.

Consumer is the person legally or equitably responsible for the payment of charges for water or sewer on any premises.

Containment Device is a backflow prevention device installed at the point of separation between the public water supply and a private service or private distribution system at the point of metering.

Controlled By is owned, operated or leased by.

Cross-Connection is any physical connection whereby the public water supply is connected with any other water supply system, whether public or private, either inside or outside of any building or buildings, in such a manner that a flow of water into the public water supply is possible either through the manipulation of valves or because of ineffective check or back-pressure of any other arrangement.

Cut-Off Valve is a valve used to regulate the water supply to the consumer's premises.

Department shall mean Harnett Regional Water.

Developer Any person, firm, corporation, or other legal entity improving property for commercial, industrial or residential purposes.

Development Property improved for commercial, industrial or residential purposes.

District shall mean any HRW water and sewer district established pursuant to Article 6, Chapter 162A of the North Carolina General Statutes.

Double Check Valve is an assembly composed of two single, spring-loaded independently operating check valves, including tightly closing shut-off valves located at each end of the assembly, and having suitable connections for testing the water tightness of each check valve.

Dual Check Valve is a device containing two independently acting check valves in series.

Easement shall mean an acquired legal right for the specific use of land owned by others.

Engineer of Record A person licensed as a Professional Engineer in good standing with the North Carolina State Board of Registration for Professional Engineers and Land Surveyors acting as an agent for the Developer with regard to water and sewer line extensions.

Fire Line is a system of pipes and equipment used to supply water in an emergency for extinguishing fire.

Flow is the actual amount of water and/or sewer being treated or moved. Flow is frequently expressed in gallons per day (GPD) or million gallons per day (MGD).

Full Service Sprinkler Connection is a separate metered connection originating at a main and running to the property line, and includes all appurtenances to make the connection complete and ready for use. This connection is independent of any other water connection on the premises and shall not be connected to any plumbing or other pipeline where residual water therefrom is required to be discharged into the sewer system.

HRW shall mean Harnett Regional Water.

Improved Street is any street having a wearing surface of concrete, brick, stone block, asphalt, or any bituminous compound.

Interconnection is any system of piping or other arrangement whereby the public water supply is connected directly with a sewer, drain, conduit, pool, heat exchanger, storage reservoir, or other device which does or may contain sewage or other waste or substance which would be capable of imparting contamination to the public water supply.

Lateral is that portion of the water connection which does not include meter, box or meter setter or connection.

Main is the pipe usually laid in a street running parallel to the property line which distributes water or collects sewer.

May is permissive (see “shall”).

NCDEQ North Carolina Department of Environmental Quality

NCDWQ North Carolina Division of Water Quality

Occupant is the consumer who is actually in possession or control of any premises.

Owner is the person having legal or equitable title to any premises.

Payment Plan is an agreed upon schedule for satisfying a consumer’s delinquent account status.

Person is an individual, firm, association, partnership or corporation.

Premises are land, building, or other structure and appurtenances thereto.

Pressure Vacuum Breaker is an assembly containing an independently operating spring loaded check valve and an independently operating loaded air inlet valve located on the discharge side of the check valve. The assembly must be equipped with suitable connections for testing the proper operation of the device and tightly closing shut-off valves located at each end of the assembly.

Public Water Supply is the water and waterworks system of HRW, and its consumers outside the County boundary, for the provision of piped water for human consumption, and which supply is recognized as a public and community water system by the North Carolina Department of Environmental Quality, Division of Environmental Health, Public Water Supply Section.

Record Drawings -Drawings prepared by the Engineer that indicate the details of the system following the construction phase and that at least meet the minimum standards set forth by the State of North Carolina and the North Carolina Licensing Board for Engineers and Land Surveyors and the HRW Sanitary Sewer and Water Specification

Reduced Pressure Zone Principle Backflow Prevention Device (RPZ) is a device containing within its structure, two spring loaded independently operating check valves, together with an automatically operating check valves, together with an automatically operating pressure differential relief valve located between the two check valves. The first check valve reduces the supply pressure a predetermined amount so that during normal flow and at cessation of formal flow the pressure between the checks shall be less that the supply pressure. In case of leakage of either check valve, the differential relief valve, by discharging into the atmosphere, shall operate to maintain the pressure between the check valves less than the supply pressure. The device shall have suitable connections for testing, including tightly closing shut-off valves located at each end.

Retrofitted Sprinkler Connection is a second metered connection originating at a point along that segment of the existing service line between the main and the first or existing meter and running to the property line, and includes all appurtenances to make the connections complete and ready for use. The Retrofitted Sprinkler Connection shall not be connected to any plumbing or other pipeline where residual water therefrom is required to be discharged into the sewer system.

Service Line is a water line which may service a house, business, apartments, etc. which runs from the street to the establishment being served.

Shall is mandatory (see “may”).

Standard Size Main refers to a six-inch diameter water main and an eight-inch diameter sewer main.

Subdivision The division of a tract, parcel, or lot into two or more lots or building sites or other divisions for the purpose, whether immediate or future, of sale, legacy, or building development and includes all division of land involving a new street or change in existing streets to include re-subdivision. Subdivision shall also refer to uses of land not ordinarily considered a subdivision, but requiring utility installations. Examples of these uses are mobile home parks, multi-family projects townhouses, and planned unit developments.

System Development Fee A charge or assessment for service imposed with respect to new development to fund costs of capital improvements necessitated by and attributable to such new development, to recoup costs of existing facilities which serve such new development, or a combination of those costs. The term includes amortized charges, lump-sum charges, and any other fee that functions as described by this definition regardless of terminology.

Unit refers to a residential housing unit such as an apartment, condominium or duplex.

Unusual Conditions to mean delays in acquiring materials, parts and (or) supplies, rock encountered in construction and other items which might cause delays not under the control of HRW.

Water and Sewer Plans An engineered drawing, signed and seal by the Engineer of Record, in conformance with the HRW Sanitary Sewer and Water Specifications that delineates the water and sewer infrastructure as well as other on-site improvements proposed for the development of the subject property.

### Section 3. Water Laterals and Tap-On.

Water laterals will be installed only at the request of the Owner or his agent. When the lateral terminates at the property line, the meter shall not be set and the lateral shall not be used until the owner of the property or his agent applies for service.

### Section 4. Connection To Be Made By HRW Only Upon Application.

The construction of water laterals within the street right-of-way and the setting of meters shall be the responsibility of HRW. The construction of such lateral or the setting of such meter shall be done only after the written application therefor has been approved. The only exception to this provision will be when laterals and meter yokes are installed by Developer's contractors in new subdivisions in compliance with Rules, Regulations and Specifications as shall be established by HRW from time to time.

### Section 5. Application for Connection.

Every application for water service shall list, on forms provided by HRW, the property owner, the applicant's name, social security number, driver's license number, phone number, and all other relative forms of identification required by HRW, the street on which the lot is located, the number of the house or a description of the lot location, the number of all types of fixtures planned in the building now and proposed for the future, the distance from the property line where service comes from the street to the furthestmost

point of the building as planned, and the name of the plumber who will do the work. This application shall be filed not less than ten days before the proposed connection is desired. Unusual conditions may be just cause for additional time in providing the services required. When the size of the service and the cost of the connection have been determined, the applicant shall deposit the previously determined cost and shall be issued a permit for the desired connection.

#### Section 6. Disapproval of Application.

If, in the opinion of HRW through its duly constituted authority, the water connection applied for will be of such size or character as to put too great a demand on any part of the system and disrupt the HRW's ordinary water service (500 GPM at 20 PSI residual plus normal service requirements), it shall disapprove the application until such time as adequate means are provided by the applicant to eliminate the unsatisfactory condition. If, at any time, changes are made by a consumer in his service requirements so as to create an unsatisfactory condition in the HRW's water service, HRW shall require the consumer to adopt remedial measures to eliminate the unsatisfactory condition. HRW shall not in any way be responsible for any cost or inconvenience caused by a change in service requirements after an application has been approved, or by an installation before the application has been approved.

#### Section 7. Separate Water and Sewer Connections and Meters Required.

Each building shall have a separate meter, and where practicable shall have a separate water lateral. In the event that one lateral is used for two dwellings, commercial or industrial buildings, or used to serve two or more meters for the same dwelling, commercial or industrial buildings, a separate cut-off shall be provided for each meter. However, there shall be an exception to the requirement for separate water meters in the case of groups of mobile homes or apartment developments under single ownership. In the case of said groups of mobile homes or apartment developments of more than ten (10) units, one meter shall be used for the entire project unless additional meters are deemed necessary by the proper HRW authority, and the following conditions shall be met:

- (a) Bills will be rendered to the Owner of the property.
- (b) The bill will be calculated by a minimum charge for the master meter and for each of the total number of units included thereafter, and calculating the remaining bill based on the total consumption passing through the master meter above the minimum; provided, however, owners of ten or fewer multiple units may elect to have water metered directly to each unit and the charge therefore billed directly to the user in each unit.
- (c) Should any portion of the development be sold, the owners shall be responsible for paying whatever additional costs would be involved in bringing the divided development into compliance with this article.

Section 8. Connections And Meters To Remain Property of HRW.

All meters, boxes, pipes and other equipment furnished and installed by HRW in a water or sewer connection shall remain the property of the HRW. If, after an installation is completed, the property owner requests that a meter or lateral be changed in size and this request is approved by HRW, the property owner shall pay for the change of lateral as though it were a new connection and shall pay or be credited the difference of the cost of meters in the original and new installations according to the then current price of the two meters.

Section 9. Maintenance Of Meters And Connections.

All meter and water laterals shall be maintained by HRW at the HRW's expense.

Section 10. Connection To Other Supply and Cross-Connection Control.

No part of the HRW's water system shall be connected to any source of water supply other than those authorized by official action of the County Board of Commissioners. If, on any premises, both HRW water and water from any other source is used, the piping shall be completely separate. Pipes carrying water from a source other than HRW's supply shall be painted yellow. It shall be unlawful for any person to cause a cross-connection, auxiliary intake, or interconnection to be made with the public water supply; or allow one to exist for any purpose whatsoever.

HRW has the responsibility to inspect properties served by the public water supply where cross-connections with the public water supply are deemed possible. The frequency of these inspections shall be set by the department. HRW shall have the right to enter, at reasonable time, any nonresidential property served by a connection to the public water supply for the purpose of conducting these inspections. In those cases in which the property owner chooses not to provide such access, HRW may designate the location as a high hazard in accordance with the paragraphs below.

The following uses shall be classified as hazardous uses:

- (a) Hazardous uses include, but are not limited to: pumps or tanks handling sewage, radioactive, lethal, or toxic substances, boiler and steam connections, sewer waste lines, low inlets to receptacles containing toxic substances, coils or jackets used as heat exchangers, flush valve toilets without vacuum breaks, bacterial and viral materials, private wells or other private water supply, irrigation systems, water systems or hose connections, booster pumps, carbonation equipment, or similar hazard potential as determined by the Department.

- (b) Any location at which the nature or mode of operation within a premise are such that frequent alterations are made to the plumbing or at which there is a likelihood in the determination of the Department that protective measures may be subverted, altered, or disconnected.
- (c) Any facility which contains, but is not limited to, a bottling plant, cannery, a building having five or more stories, battery manufacturer, exterminator, greenhouse, chemical processing plant, dairy, dye works, film laboratory, car wash, hospital, commercial laboratory, laundry, metal fabrication operation, mortuary, swimming pool, morgue, x-ray equipment, medical office with laboratory, aspirator, medical washing equipment, packing house, plating plant, poultry house, power plant, nuclear reactor, pumped fire sprinkler or riser system or those equipped with facilities for the introduction of freeze preventive chemicals or other substances other than water.

All installations described in the above paragraphs (a)-(c) shall be deemed hazardous uses, and must have a containment device in the form of a reduced pressure zone backflow prevention device provided that, if the consumer demonstrates to the satisfaction of HRW that sufficient internal confinement devices have been installed and tested. The Department may require that the consumer provide engineering drawings sealed by a professional engineer of installations within the premises, which provide complete internal protection against cross-connection as approved by the Department. Any such connection shall be considered another connection for the purpose of determining the type of containment device required. Each internal confinement device shall be one of the following, as approved by HRW or their authorized representative: reduced pressure zone principle backflow prevention device, double check valve backflow prevention device, air gap, vacuum break-pressure type, or dual check valve. Each reduced pressure zone principle backflow prevention device serving as an internal confinement device shall have a mesh strainer immediately upstream of the inlet gate valve.

Services to single-family residential units, not otherwise required by this ordinance to have other containment devices, may have a containment device in the form of a dual check valve. HRW supplies this dual check valve when residential connections are installed. On all other services which other containment devices are required the owner's representative shall be required to install these devices prior to the installation of a meter by HRW. On all such services for which meters have been applied prior to the adoption of this ordinance, said dual check valve shall be installed by HRW, provided that the Department reserves the right to charge the owner or occupant of any residence for the cost of said device and its installation. Maintenance of dual check valve containment devices installed in accordance with this section shall be conducted by the Department.

All other connections to the public water supply of HRW shall have containment devices in the form of double check valve backflow prevention devices as set forth in the following paragraph. This shall include water mains installed by HRW, including but not limited to mobile home parks, apartments, group housing projects, and other private distribution systems, or similar hazard potential as determined by HRW or their authorized representative.

All containment devices shall be installed according to the following procedure:

- (a) The containment devices shall be located off street right-of-way on the water main side of any plumbing connection. When installed in a building, the device shall be located on the service line immediately after its entrance into the building. Each containment and confinement device shall be installed in a location which is physically accessible for inspection and testing as determined by HRW. Containment devices which have been buried in the ground do not satisfy the provisions of this ordinance. Each reduced pressure principle zone device shall be installed such that flooding of the device is unlikely as determined by the Department.
- (b) HRW shall maintain a list of approved manufacturers and models of hazard containment devices and drawings of standard installations, copies to be made available through the administration office of the Department. All installations and materials shall conform to HRW standards.
- (c) In those cases in which containment and/or confinement devices have been previously installed by any party, the responsibility for maintenance, testing, and replacement as applicable shall be with the consumer.
- (d) The cost of said means of containment, and any other plumbing modifications necessary and convenient thereto, and the testing and maintenance thereof is to be paid for by the consumer.

Upon identification of a hazard, or hazard potential, as defined in this section of the ordinance, HRW shall notify the consumer, of record, of the property on which the hazard exists of the following:

- (a) Location of the Hazard
- (b) Nature of the Hazard Observed
- (c) Date of the Hazard Observed
- (d) Applicable Section of the Ordinance
- (e) Requirements of the Ordinance

Such notification to be made by certified mail, with return receipt requested.

HRW shall be notified by the consumer when the nature of use of the property changes so as to change the hazard classification of that property, as set forth in this ordinance.

The consumer at each property at which containment and/or confinement device(s) have been installed shall have each containment or confinement device(s) tested on an annual basis, and perform any routine maintenance to such device as recommended by the manufacturer, and provide the Department with a report of that inspection and work. The consumer shall cause such maintenance, or repairs to be made, rendering the device fully operational. Failure of the consumer to perform that testing and maintenance shall cause for the premises to be deemed an immediate public health hazard. HRW may immediately thereafter discontinue public water supply service to that premises and service shall not be restored until such devices have been rendered fully operational. Where the use of water is critical to the continuance of normal operations or protection of life, property, and equipment, duplicate containment or confinement devices shall be provided by the property owner to avoid the necessity of discontinuing water service to test or repair the device(s).

Consumer responsibilities under this section include:

- (a) The consumer shall, as required in this ordinance and upon notification, install the hazard containment device(s) as required within ninety (90) days of the date of notification.
- (b) If, after expiration of ninety (90) days, the containment device(s) has not been installed in conformance with the standards set forth in this ordinance and by the Department, in proper working condition, the Department may discontinue the public water supply at that premises, and service shall not be restored until such devices have been installed. The Department may permit an extension of up to ninety (90) additional days if compliance efforts are underway and the existence of hardship can be determined.
- (c) HRW shall bear no liability for direct or consequential damages caused by the discontinuance of service pursuant to this ordinance.

#### Section 11. When Water Meters Read.

All water meters on water systems controlled by HRW shall be read monthly unless unforeseen circumstances dictate otherwise.

## Section 12. Adjustment Of Overcharges.

HRW shall have the authority to adjust one water and/or sewer monthly bill per twelve months after determining that the bill is excessive, upon the following conditions:

- (a) If the cause is a defect in a water meter, the water bill shall be reduced to the average amount of such bill for the preceding three (3) months.
- (b) When proof of repair is furnished to substantiate a leak, the water bill shall be reduced by fifty percent (50%) of the amount by which it exceeds the average amount of the consumer's bill for the preceding three (3) months. The average is then added back in to determine the final amount. Leak adjustments for sewer accounts are determined by reducing the sewer bill to the preceding three month average.
- (c) If the cause is of an undetermined origin, and it does not appear upon investigation that the occupant or occupants of the premises served were in any way at fault for the excessive water bill, the adjusted bill shall be calculated the same as in (b) of this rule.
- (d) All metered water lost due to negligence on the part of the user will be charged at the normal rate, and no adjustment of the bill shall be made.

## Section 13. Meter Tests.

Any consumer may have a test of his water meter made upon payment in advance of a fee of actual cost of the test for any size meter. A deposit for the estimated cost of the test is required before such test is conducted. If the consumption shown on the meter in question is greater than twice the average consumption for the preceding six months, the fee for testing the meter shall be waived. Since the most accurate water meters suitable for general use require a margin of approximately two and one-half percent for error, any meter which shows upon test an error not greater than two and one-half percent shall not be considered defective. If the meter is found to be over-registering in excess of two and one-half percent, refund shall be made in accordance with Section 12 (a) above, and the deposit paid for the test shall be refunded.

#### Section 14. Bulk Water Usage.

HRW allows consumers or commercial establishments to use bulk water from public fire hydrants through the use of portable hydrant meters after an application has been made and deposit has been paid. The actual deposit shall be determined by HRW according to the size of the hydrant meter and is refundable upon the satisfactory return of the meter. Failure to return the meter in a timely fashion will result in the customer being charged for the full prevailing cost of the hydrant meter. A chain of custody form will be used to annotate the serial number of the hydrant meter, the customer name and relevant billing information, and the signature of the customer requesting the meter. A daily, monthly or yearly rental rate will be billed to the customer according to the desired usage. Any customer requesting to keep the meter for a year will be provided to pay that rental rate at the time of meter issuance or the beginning of each new yearly billing period. The water user also agrees to pay for water obtained at the rate of \$7.00 per 1,000 gallons. A chain of custody form will be used to annotate the serial number of the hydrant meter, the customer name and relevant billing information, and the signature of the customer requesting the meter. The applicant shall be responsible for any damage to the hydrant, meter, backflow, connections, etc., used in the installation and the cost of any such damage shall be taken from the deposit. After deducting the water bill, appropriate rental rate and any cost of damage to the installation, HRW shall refund the balance of the deposit to the applicant as soon as the meter is removed and returned to the HRW's stock. While in use, no wrench shall be used on the hydrant except a hydrant wrench furnished by HRW. If scarred by unauthorized methods, the cost of nut and labor to repair shall be charged to person responsible. Should the water bill, rental rate and cost of damage exceed the deposit, the user shall pay the amount of such excess to HRW.

#### Section 15. Tampering With Meters and Stopcocks.

No person, except an employee of HRW, shall turn the stopcock installed in each meter box nor shall any person construct or have constructed any bypass around any meter except as may be installed and sealed by HRW. The fact that water is cut on to any premises by a person without the prior knowledge of either HRW or the consumer shall not relieve the consumer of liability for such unauthorized use of water. A minimum fee of \$100.00 shall be imposed upon the consumer where such tampering or unauthorized use of water has occurred.

#### Section 16. No Guarantee Of Quality, Quantity Of Pressure Of Water Supply .

Neither the District nor HRW guarantees the quality, quantity or pressure of its water supply. It is hereby made a portion of the terms on which HRW and the District furnish water to consumers that HRW and the District shall in no case be liable to any consumer for any defect on quality or any deficiency in quantity or pressure; that HRW and the District shall not be liable to any consumer for damages resulting from turning on or the complete or partial cutting off of water; and no deduction shall be made from any water bill by reason of any such defect or deficiency. No HRW employee shall take responsibility for telling a property owner or occupant how best to care for his boiler, heater or other equipment which is affected by the discontinuance, either temporary or permanent, of his water supply. The owner or occupant shall be entirely responsible for his equipment and shall hold HRW and the District in no way responsible for damage thereof.

Section 17. Protection Of Water Supply.

No person shall contaminate any portion of HRW or of the Districts' water supply whether the same is in a reservoir, or tank, or pipe.

Section 18. Repealing Clause.

All ordinances or parts of ordinances in conflict with this ordinance are hereby repealed. If any section, paragraph, subdivision, clause or provision of this ordinance shall be adjudged invalid, such adjudication shall apply only to such section, paragraph, subdivision, clause or provision so adjudged, and the remainder of this ordinance shall be deemed valid and effective.

Section 19. Procedures.

- (a) Service will be supplied only to those who apply.
- (b) Users will make application for service, in person or online, at HRW and at the same time make the deposit guarantee required below. A \$15.00 account set-up fee and/or transfer fee of the same amount is due upon initial account set up or subsequent transfer of a consumer's water service to another address.
- (c) The amount of deposit shall be determined by entering all responsible consumer information into an On-line Utility Database. If the consumer or consumers have a history of outstanding debt to other utilities, a copy of the amount of debt and the utility to which it is owed shall be provided to the consumer at the time of application. A credit score is determined by this procedure.
- (d) Property owners, if approved by the procedure described in Section 19 (c) shall not be required to make a deposit. If the property owner is not approved by the above described procedure, they will be charged a minimum deposit of \$50.00. This deposit will be refunded after one year of no penalties such as delinquent or reconnection fees. All other consumers, if approved

by the procedure described above, shall make a minimum cash deposit of \$50.00 per service requested. All other consumers with a delinquent credit history will be charged a minimum deposit of \$100.00 per service requested. Deposits shall not accrue interest. All consumers who qualify as commercial users under the current rate structure shall be exempt from this deposit requirement.

- (e) All property owners with no established accounts, must provide HRW with a deed or purchase agreement for the property where water and/or sewer service will be provided. All other users must provide HRW with a copy of a rental or lease agreement for the property where water and/or sewer service will be provided. All consumers identified as financially responsible parties on the rental or lease agreement shall be listed as responsible parties on the account at setup by HRW.
- (f) HRW may reject any application for service not available under a standard rate or which involves excessive service cost, or which may affect the supply of service to other customers or for other good and sufficient reasons.
- (g) HRW may reject any application for service when the applicant is delinquent in payment of any bills incurred for service or connection fees previously supplied at any location, provided that when the Owner of the premises has been served water and has not paid for the same, HRW shall not be required to render service to anyone at said location where the water was used until said water bill has been paid.
- (h) The person or persons in whose name the account is under shall be responsible for payment of all bills incurred in connection with the service furnished.
- (i) A separate deposit is required for each meter and/or service connection requested.
- (j) The deposit receipt is not negotiable and can be redeemed only at HRW.
- (k) The deposit required by this ordinance or part remaining thereof will be refunded upon payment of final bill and final accounting except in instances described in section (d) above in which it may be refunded earlier.
- (l) Final bills are prorated based upon the number of days service is provided.

#### Section 20. Initial Or Minimum Charge.

- (a) The initial or minimum charge, as provided in the rate schedule, shall be made for each service installed, regardless of location.

- (b) In resort or seasonal areas where service is furnished to a consumer during certain months only, the minimum charge per service for the period of non-use shall be the regular minimum as set out in the published rates of HRW.
- (c) Water furnished for a given lot shall be used on that lot only. Each consumer's service must be separately metered at a single delivery and metering point. Each commercial unit and each storeroom or stall used for business purposes shall have a separate meter. All commercial use including storerooms and stalls for business purposes shall be metered separately from any residential use and vice versa, whether now in service or to be installed in the future.
- (d) Consumers shall be responsible for paying the minimum monthly water and/or sewer bill whether or not water and/or sewer is actually used as long as the service is not turned off by request of the consumer.

Section 21. HRW's Responsibility And Liability.

- (a) HRW shall run a service line from its distribution line to the property line where the distribution line runs immediately adjacent and parallel to the property to be served, and for which a tap-on fee, and system development fee(s) then in effect, will be charged. The tap-on-fee is subject to deviate from the set rate due to cost of the service installation.
- (b) HRW may install a meter at the property line or, at HRW's option, on the consumer's property or in a location mutually agreed upon.
- (c) When two or more meters are to be installed on the same premises for different consumers, they shall be closely grouped and each clearly designated to which consumer it applies.
- (d) HRW does not assume the responsibility of inspecting the consumer's piping or apparatus and will not be responsible therefor.
- (e) HRW reserves the right to refuse service unless the consumer's lines or piping are installed in such manner as to prevent cross-connections or backflow.
- (f) HRW shall not be liable for damage of any kind whatsoever resulting from water or the use of water on the consumer's premises, unless such damage results directly from negligence on the part of HRW. HRW shall not be responsible for any damage done by or resulting from any defect in the piping, fixtures, or appliances on the consumer's premises. HRW shall not be responsible for negligence of third persons or forces beyond the control of HRW resulting in any interruption of service.

- (g) Under normal conditions, the consumer will be notified of any anticipated interruption of service.

## Section 22. Consumer's Responsibility.

- (a) Piping on the consumer's premises must be so arranged that the connections are conveniently located with respect to HRW's lines or mains.
- (b) If the consumer's piping on the consumer's premises is so arranged that HRW is called upon to provide additional meters, each place of metering will be considered as a separate and individual account.
- (c) Where meter is placed on premises of a consumer, a suitable place shall be provided by consumer for placing such meter, unobstructed and accessible at all times to the meter reader.
- (d) The consumer shall furnish and maintain the service line on the consumer's side of the meter; HRW to provide a like service on HRW's side of such meter.
- (e) The consumer's piping and apparatus shall be installed and maintained by the consumer at the consumer's expense in a safe and efficient manner and in accordance with HRW's rules, regulations, specifications, and ordinances and in full compliance with the sanitary regulations of the North Carolina State Board of Health.
- (f) The consumer shall guarantee proper protection for all property controlled by HRW and placed on the consumer's premises by HRW or any predecessor in interest to HRW and shall permit access to it only by authorized representatives of HRW.
- (g) In the event that any loss or damage to such property or any accident or injury to persons or property is caused by or results from the negligence or wrongful act of the consumer, his agents, or employees, the cost of the necessary repairs or replacements shall be paid by the consumer to HRW and any liability otherwise resulting shall be assumed by the consumer.
- (h) The amount of such loss or damage or the cost of repairs shall be added to the consumer's bill; and if not paid, service may be discontinued by HRW.

Section 23. Access To Premises.

HRW personnel shall have access at all reasonable hours to the premises of the consumer for the purpose of installing or removing property controlled by HRW, inspecting piping, reading or testing meters, or for any other purpose in connection with HRW's service and facilities.

Section 24. Change of Occupancy.

- (a) Not less than three days notice must be given in person or in writing to discontinue service for a change in occupancy. Such notice shall be given at the HRW office which has responsibility for management of water and sewer systems.
- (b) The outgoing party shall be responsible for all water consumed up to the time of departure or the time specified for departure, whichever period is longest.

Section 25. Suspension Of Service.

- (a) Services may be discontinued at the request of the consumer, provided the consumer pay all current balances. When services are discontinued and all bills paid, the deposit will be refunded in accordance with this Ordinance.
- (b) Services may also be discontinued by HRW to any customer whose account remains delinquent for more than ten (10) days. The deposit will be applied by HRW toward settlement of the account. Any balance will be refunded to the consumer; but if the deposit is not sufficient to cover the bill, HRW may proceed to collect the balance in the usual way provided by law for the collection of debts.
- (c) Service discontinued for non-payment of bills will be restored, at the request of the consumer only after bills are paid in full, and a service charge of \$40.00 paid for each meter reconnected except as set forth hereafter. The consumer being reconnected must also make the required deposit. The consumer may elect to pay an additional service fee of \$50.00 to expedite the reconnection process. The payment of this fee will guarantee the reestablishment of water service to the consumer on the same day the account is paid in full.

- (d) After a connection has been discontinued for a period of twelve consecutive months HRW may remove the meter base, meter, curb stop valve, meter box and service line for use elsewhere or for storage.
- (e) At any time after a connection has been removed an additional service charge equal to the then current tap-on-fee shall be paid as a reconnection fee. Also the consumer must make the required deposit.
- (g) HRW reserves the right to discontinue its service without notice for the following additional reasons:
  - 1. To prevent fraud or abuse.
  - 2. Consumers willful disregard for HRW's rules and ordinances.
  - 3. Consumers nonpayment or adherence to agreed-upon payment plan terms.
  - 4. Emergency repairs.
  - 5. Insufficiency of supply due to circumstances beyond HRW's control.
  - 6. Legal processes.
  - 7. Direction of public authorities.
  - 8. Strike, riot, fire, flood, accident, or any unavoidable cause.
- (h) HRW may, in addition to prosecution by law, permanently refuse service to any consumer who tampers with a meter or other measuring device.

Section 26. Complaints - Adjustments.

- (a) If the consumer believes his bill to be in error, he shall present his claim, in person, at HRW before the bill becomes delinquent. Such claim, if made after the bill has become delinquent, shall not be effective in preventing discontinuance of service as heretofore provided. The consumer may pay such bill under protest, and said payment shall not prejudice his claim.
- (b) HRW will make special meter readings at the request of the consumer for a fee of \$25.00 provided, however, that if such special reading discloses that the meter was over read, or in error in any way, the fee will be refunded.
- (c) Meters will be tested at the request of the consumer upon payment to HRW of the actual cost to HRW of making the test provided, however, if the meter is found to over register or under register beyond two and one-half per centum (2 1/2) of the correct volume, no charge will be made.
- (d) If the seal of the meter is broken by other than HRW's representative, or if the meter fails to register correctly, or is stopped for any cause, the consumer shall pay an amount estimated from the record of his previous bills and/or from other proper data.

No modification of rates or any of the stipulations in this ordinance shall be made by any employee of HRW.

Section 27. Classifications, Rates, Fees and Charges.

The following classifications, rates, fees, and charges are adopted:

(a) Classification of Service.

All services are classified under three categories to include residential, commercial, or bulk municipal users. A residential service is a service requiring a meter size up to and including one inch. A commercial service is a service requiring a meter size greater than one inch up to and including two inches. A bulk municipal service is a service requiring a meter size greater than two inches, where the user is a municipality and/or other public body.

(b) Rate Schedule:

(1) Residential:

<u>Water Schedule</u>	<u>Monthly</u>
Flat rate, first 2,000 gallons (minimum)	\$ 22.00
All water used over 2,000 gallons	\$ 5.75 per 1,000 gallons

<u>Sewer Schedule</u>	<u>Monthly</u>
Flat Rate, no gallons	\$ 16.00
Commodity charge	\$ 6.50 per 1,000 gallons
Flat sewer rate, one person household	\$ 42.00
Flat sewer rate, two or more in household	\$ 48.00

(2) Commercial:

<u>Water Schedule</u>	<u>Monthly</u>
Flat rate, first 2,000 gallons (minimum)	\$ 30.00
All water used over 2,000 gallons	\$ 5.75 per 1,000 gallons

<u>Sewer Schedule</u>	<u>Monthly</u>
Flat rate, no gallons	\$ 45.00
Commodity charge	\$ 6.50 per 1,000 gallons
Flat rate, institutional, no gallons	\$ 300 minimum
Commodity charge	\$ 6.50 per 1,000 gallons

(3) Bulk Municipal:

Water-\$ 3.00 for each 1,000 gallons used. Where bulk municipal connections exist, HRW may require that the water purchaser guarantee a minimum usage allocation and payment for the same, whether used or not.

Water-Capacity Owners- \$2.35 for each 1,000 gallons used. Bulk municipal rates may differ depending upon the purchase of capacity in County owned production facilities and/or other extenuating circumstances deemed by HRW.

Water-Woodlake- \$3.20 for each 1,000 gallons used.

Sewer-\$ 2.75 for each 1,000 gallons treated.

Sewer-Linden Oaks- \$3.00 for each 1,000 gallons treated.

Energy Charges-\$0.35 for each 1,000 gallons of water used.

Note: Energy charges may differ depending upon the number of pumps required for delivery.

(c) Tap-On-Fees.

Water Services

2	inch connection	\$ 3,500
1	inch connection	\$ 2,200
3/4	inch connection	\$ 1,200

Sewer Services

4	inch gravity connection	\$ 1,500
6	inch gravity connection	\$ 2,500

8 inch gravity connection \$ 4,000  
 Step Tank \$ 2,800

Larger connections and/or road bores, including those for bulk municipal connections, shall be negotiated as may be appropriate.

(d) Hydrant Meter Charges.

<u>Services</u>	<u>Charges</u>
3/4 inch hydrant meter	\$250.00 Refundable Deposit \$5.00/day or \$140.00/month rental rate \$1,200.00/yearly rate (must be paid up front) \$7.00/1,000 gallons
3 inch hydrant meter	\$500.00 Refundable Deposit \$10.00/day or \$280.00/month rental rate \$2,500.00/yearly rental rate (must be paid up front) \$7.00/1,000 gallons

(e) Septage Hauler Waste Fee

Basic Facilities Charge \$20.00 per Truckload  
 Usage Charge \$65.00 per 1,000 gallons

This service is available only to those applicants having obtained prior written approval from the HRW Wastewater Division. Waste from septic tanks and portable toilets shall be accepted if it fully conforms with the Harnett County Sewer Use Ordinance.

(f) Rates for persons living outside the District.

Rates for persons living outside of Harnett County and served by HRW water lines owned or operated by HRW or a District shall be equal to rates for persons living inside Harnett County so long as no tax is levied within Harnett County for support of

the system; if a tax is levied on users inside Harnett County for the purpose of supporting the water system, then the users outside Harnett County shall pay an increased rate.

(g) Water and Sewer System Development Fees.

System development fees (SDFs) are a one-time charge implemented to recover the costs associated with capital investments made by a utility system to make service available to future users of the system. Such capital costs include the construction of facilities as well as engineering, surveys, land, financing, legal and administrative costs.

These charges are reasonable and necessary and result in a more equitable and economically efficient method of recovery of such costs to handle new growth and to serve new customers without placing an additional financial burden on existing customers solely through inordinate enhancement of water and sewer rates. Water System and Sewer System Development Fees will be charged for all new water and/or sewer services connecting to any water supply or distribution system and/or sewer collection system owned and/or operated by HRW. Determination of water and sewer SDFs were accomplished per a system development fee analysis that met the requirements of N.C.G.S 162A-205 and is posted on HRW's website for review. The SDF rates vary by meter size although larger commercial and industrial connection SDFs may be determined by an equivalent residential unit methodology by HRW staff when potential demands exceed standard meter sizes. All system development fees shall be paid to HRW per N.C.G.S 162A-213 in the manner set forth below: The system development fees for new land subdivision development shall be payable at the time of application for a building permit. In instances of any other new development to include commercial/industrial developments, the full balance of these fees shall be due at the time of application for connection of the individual unit of development or when HRW commits to provide water and/or sewer service to the development, whichever occurs sooner.

In instances where separate agreements are established for land subdivisions that exceed 200 lots, as described in section 29.1 (b) below, these fees will be paid at the time of execution of the agreement and held in escrow until such time as the balance of said fees are drawn down when individual building permits are issued within the development. The fees held in escrow will always be drawn down prior to any individual payments for lots at the time of application for a building permit. If the rate of said fees established by the Harnett County Board of Commissioners increase or decrease while still in escrow then any material difference must be paid or likewise credited to the escrow when the building permit is issued. If for any reason HRW rescinds the capacity allocation, as described in section 29.1 (b) below then all remaining fees for lots without building permits issued still held in escrow will be refunded to the payee.

(h) Plan Review Fees

Plan review fees for extensions of HRW's water and sewer systems shall consist of a \$250.00 Preliminary Plan Review for all projects and a \$40.00 per lot and/or residential equivalent unit for all types of development. These fees cover plan review, on-site inspections, and one-year warranty inspections.

#### Section 28. Connection to Existing Systems.

In the event that HRW desires to connect its water distribution system to previously existing systems, all such systems must have the approval of the Division of Health Services, of the North Carolina Department of Human Resources before such connection may take place and all previously existing sources of water must be completely abandoned and rendered incapable of future water production.

#### Section 29.1 Water and Sewer Extension in New Developments.

Article V, Section 5.3 of the Harnett County Subdivision Regulations describes the basic conditions under which water and sewer extensions are required in HRW's jurisdiction. HRW reserves the right to provide or not provide water and sewer extensions depending upon the availability of water and sewer capacity. The responsibility for extending water and sewer mains to and within new subdivisions or within other new developments lies with the subdivider or Developer, although HRW may in its discretion contract with the subdivider or Developer to install such water or sewer lines with HRW personnel.

##### (a) Water and Sewer Plan Requirements.

If a water distribution or sewer collection system is to be installed in a subdivision in HRW's jurisdiction, and the system is to be assumed and maintained by HRW immediately upon completion of installation, a complete set of construction plans must be provided for the proposed system. The plans shall be prepared by a N.C licensed professional engineer serving as the Engineer of Record for the development and shall have their seal and signature with the date on each plan. Water and sewer plans shall include a determination of the estimated water and sewer capacity needed to serve the development based on NCDEQ design standards and shall consist of an overall composite plan, large scale individual plans with profiles as needed, detail sheets, grading plans, erosion control plans, specifications and calculations. Plans must also be submitted in electronic formats to include Computer Aided Design (CAD) and/or Portable Document Format (PDF). Plans will provide for the construction of water infrastructure from the point of connection with existing HRW water mains to the meter boxes of the properties to be served and for sewer infrastructure from the sewer clean out to the connection with existing HRW sewer mains. The plans must conform to HRW specifications, N.C. Administrative Code 15A Subchapter 2T Waste Not Discharged to Surface Waters and to Title 15A Subchapter 18C- Rules Governing Public Water Systems.. The engineer shall provide sealed as-built plans and location maps for all valves and hydrant locations upon construction completion.

(b) Capacity Allocation Determination

HRW reserves the right to impose minimum and/or maximum lot counts for each proposed phase within a new land subdivision development to help adequately determine future water and/or sewer capacity allocations and to prohibit excessive review and administrative overhead. Minimum lot counts will be determined on a case by case basis depending upon the development. Land subdivision developments are limited to a maximum of two hundred (200) lots or residential equivalent units. Land subdivision developments that consist of lots greater than two hundred (200) can request an additional water and/or sewer capacity allocation of up to two hundred (200) lots for a maximum of four hundred (400) lots per development. This request requires a separate agreement with different requirements for payment of water and sewer system development fees, as outlined in Section 27(g) Water and Sewer System Development Fees. All water and/or sewer improvements within approved phases must be constructed and lots within approved phases must be recorded within two (2) years of receipt of the Authorization to Construct Permit from HRW/NCDEQ. If a minimum of fifty percent (50%) of its planned building permits are not issued within four (4) years from the receipt of the Authorization to Construct Permit from HRW/NCDEQ, HRW reserves the right to rescind the unused amount of capacity for future use and begin the review process again in earnest to include updated plans and construction drawings from the Engineer of Record for the development. Supplementary phase construction requests of a maximum of two hundred (200) lots of the same land subdivision development will be reviewed but not permitted for construction until the above described conditions are met.

(c) Shop Drawing Review.

The developer's Engineer of Record will review all shop drawings for conformance with HRW specifications prior to submittal to HRW. The shop drawing submittal to HRW shall include a cover letter by the developer's Engineer of Record certifying conformance with HRW specifications and summarizing any exceptions or concerns relative to approved drawings and/or HRW standards.

(d) Conformance and Inspection/Oversight.

Improvements shall be installed in accordance with the established specifications, and other applicable policies of HRW. Contractor shall conform to all applicable local, state and federal regulations. No field changes to the plans are allowed without prior written approval from HRW. The Developer shall, at his expense, retain the services of the Engineer of Record for the purposes of providing necessary inspections and supervision of the construction work, record drawings and Engineer certifications. The engineer is responsible to insure that construction is, at all times, in compliance with accepted sanitary engineering practices and the approved plans and specifications. A copy of each Engineer's field report is to be submitted to HRW as each such inspection is made. Water and sewer infrastructure must

pass all tests as required by HRW specifications and those of all applicable regulatory agencies. These tests include, but are not limited to, air test, vacuum test, mandrel test, visual test, pressure test, bacteriological test, etc. A HRW inspector must be present during testing. All test results must be submitted to HRW. All tests must be satisfied prior to Final Inspection. Following completion of construction of all water and sewer infrastructure delineated in the approved water and sewer plans a Final Inspection must be requested in writing by the Developer or Developer's engineer. The Developer's engineer and HRW inspector shall prepare a written punch list of any defects or deficiencies noted during this inspection, should any exist. Upon completion of the punch list, the Developer's engineer will schedule another inspection. In the event the number of inspections performed by HRW exceeds two, additional fees may be assessed to the Developer.

(e) Off-site and Over-sizing of Infrastructure.

For developments that are not adjacent to water and sewer infrastructure of sufficient size and capacity to meet the needs of the proposed development, the Developer shall be responsible at their sole expense for the design and construction of any and all improvements to the HRW system deemed necessary to meet the service requirements of the development. The Developer shall incorporate the off-site improvements in the water and sewer plans submitted for the proposed development. These improvements shall be consistent with the HRW Utility Master Plans and conform to the requirements of this policy. The Developer may be required as a condition of approval of this development to install either on-site or off-site improvements of a greater capacity than required to serve their development in order for HRW to serve future developments or to meet other service needs of HRW. If this is the case, HRW shall reimburse the Developer for any additional costs incurred as a result of installing such oversized lines. Under no circumstances will HRW reimburse the Developer for any additional costs associated with the installation of mains equal to or less than 8 inches in diameter for water and 12 inches in diameter for sewer as these sizes would be below or equal to the standard size mains utilized by the HRW.

(f) Easements for Future Water and Sewer Lines.

The Developer shall secure the services of a professional engineer to design the system in accordance with HRW specifications. HRW desires to develop its water and sewer infrastructure in an orderly manner that minimizes energy consumption and makes the most efficient use of existing and proposed infrastructure. To accomplish this, the Developer may be required as a condition of approval of their development to dedicate easements with the boundaries of the development to HRW for placement of future water and sewer infrastructure. The Developer shall incorporate the requested easements in the water and sewer plans submitted for the proposed development. Water and/or wastewater infrastructure proposed for acceptance and ownership by HRW must be in a dedicated utility right-of-way/easements or public right-of-way/easements. The cost associated with the acquisition of any easement or right-of-

way contract for extensions of water and/or sewer mains over privately owned lands will be solely borne by the Developer. HRW also prefers that the Developer acquire these rights-of-way privately if at all possible. Further explanation of HRW's participation in easement acquisition for private development is explained in Section 30.2 below.

(g) Transfer of Title.

The Developer shall transfer to HRW, title to all water distribution and sewage collection systems installed by Developer's contractor. Such conveyance is to take effect without further action upon the acceptance of HRW of said installation. As further evidence of said transfer of title, upon completion of the said installation and prior to the rendering of service by HRW, the Developer shall, without cost to HRW:

- (1) Convey at no cost to HRW, its successors or assigns by good and sufficient easement deed or dedication in right-of-way in a form satisfactory to HRW a perpetual right, easement and privilege to operate, maintain and repair or replace all water and wastewater mains, pipes, connections, pumps and meters within granted easements upon Developer's property in connection with supplying water and wastewater service to the inhabitants, occupants and customers in Developer's property and secure from each mortgagee and lien or a release of mortgagess' and lienors' interest in the easement and fixtures thereon for so long as the easement is used for the operation, maintenance, repair replacement of water and wastewater mains, pipes, connections, pumps and meters within the easements.
- (2) Transfer at no cost to HRW all Developer's right, title and interest in and to all of the water and wastewater supply lines, mains, connections pipes, valves, meters and equipment installed up to and within granted easements and right-of-way for the purpose of supplying water service and wastewater collection for the inhabitants, occupants and customers in Developer's property.
- (3) Furnish HRW with an AFFIDAVIT that all persons, firms or corporations who furnished labor or materials used directly or indirectly in the prosecution of the work required to be performed by the Agreement have been paid. Said AFFIDAVIT shall be written in such a form as approved and accepted by HRW.
- (4) Furnish HRW with a RELEASE OF LIEN from all contractors and suppliers of materials and/or labor who might have acquired interest into the installations by the supply of materials and/or labor otherwise.
- (5) Furnish HRW with all Manufacturers' warranties which Developer might have received or is due to receive on any part of the installations.

(6) Pay to HRW any and all applicable charges which shall be due and payable prior to connection to HRW water and/or wastewater system.

(7) Furnish HRW with a satisfactory warranty on guaranteeing all equipment and infrastructure installed pursuant to this Agreement against defect in materials, equipment of construction for a period of not less than one (1) year from date of acceptance of same by HRW. Said warranty shall be in such a form as approved and accepted by HRW.

(h) Metering Requirements.

Each individual apartment, residence, unit or business, must have an individual meters with the exception of existing apartment complexes, condominiums, shopping centers, mobile home parks and residential developments where lines do not meet HRW standards. These qualifications for the use of master meters, rather than individual meters, are clearly defined in section 7 of the Harnett County Ordinance Regulating The Use Of Water Facilities.

(1) Meters meeting HRW specification and of appropriate size for desired application shall be furnished to the HRW at the expense of the Developer and shall become the property of HRW.

(2) Each occupancy or property owner must post a security deposit and setup fee, as listed in Section 20 (d) of the above-mentioned ordinance, prior to activation of the service.

(3) All water lines and meter services must be in a right-of-way with a minimum width of twenty (20) feet and dedicated to HRW for the operation and maintenance of said water lines and meter services.

Section 29.2 Acquisition of Easements For Developers In County Participation Projects

Should a Developer encounter problems acquiring utility right-of-way across private property for a project, he may request a meeting with the HRW Director, or his designee, to discuss gaining assistance from HRW. For eligibility of participation by HRW, the subject water or sewer line must serve a public purpose or benefit as defined in HRW's case as providing a minimum value, for residential developments, of \$350,000 tax base per lot and a minimum number of 50 lots. Commercial or industrial developments will be reviewed on a case by case basis to determine their value. The Director will review and make a determination as to possible eligibility for participation. If the Director determines there is a valid basis for participation, the process will be explained to the Developer. Agreement to participate by the Developer will result in a letter of recommendation to the Legal Services Department and the County Manager. If the Legal Services Department agrees that participation is warranted then they shall notify the Developer in writing and

then in conjunction with HRW meet with the Developer to review their obligations. All property maps and descriptions will need to be approved by HRW and need to comply with these standards and procedures.

- (a) One (1) copy of blueprint of each map with a copy of the descriptions of the taking shall be submitted by the Developer's engineering firm/surveyor for review. The map and descriptions need to be sealed by a professional surveyor.
- (b) Legal will contact the Developer's engineering firm/surveyor after review is completed so that review comments can be addressed.
- (c) The Developer's engineering firm/surveyor will have to re-submit a copy of blueprint of the corrected plans and a copy of the corrected descriptions, together with all the copies marked with corrections requests.
- (d) When Legal is satisfied that all changes have been made, the Developer's engineering firm/surveyor will be contacted and asked of submission of the following items:
  - 1) The original mylar of the plans, signed, sealed and dated by a professional surveyor.
  - 2) A copy of the legal description, signed, sealed, and dated by a professional surveyor.
  - 3) A dxf of dwg drawing file submitted on a flash drive or through email, for all computer-generated with the drawings. This file should be on project coordinated (I.e. NAD83 coordinates). Also an ASCII points file, with the point number, coordinates, and descriptor of each point.
- (e) The Developer's attorney will need to prepare the required deeds and contact the County's Legal Department for the approval of the deeds.
- (f) The Developer or his attorney will furnish the Legal Department with a copy of the deeds after they have been recorded in the Office of the Register of Deeds of Harnett County, NC.
- (g) In lieu or preparing property maps, legal descriptions, deeds and deeds of assignment, the Developer may choose to have his surveyor prepare a plat of recordation. The Legal Department will still review the plats. Once the maps have been finalized they will need to be submitted to the Planning Department for their review. The Developer may then have the owners sign dedications statements on the plat.
- (h) In the event that the property owner denies the Developer's surveyor access to the property, the surveyor shall compile the maps needed for the easements from publicly available sources and use these documents to estimate the easement square footages required. The estimated value of the easements, per square footage, based on the independent appraisal

shall be multiplied by the estimated required square footage of the easement as a basis of offer. This offer may be considered as sufficient proof that a good-faith effort was made. Final settlement value will be contingent upon a survey meeting HCDPU's requirements as stated above.

- (i) The Developer shall send letters to the property owners requesting permission of site access and HRW will initiate contact with the affected property owners to alert them to the activity. Based on the approved drawings and descriptions, the Developer commissions an independent appraisal of the properties. An offer shall be in writing to the property owner and sent via certified mail, return receipt requested. Upon refusal of the offer, as detailed above:
- (j) HRW will schedule a meeting with the Developer and the affected property owner(s) to; discuss the situation, explain the necessity for the project (e.g. public good, public necessity, coordination with the long-term infrastructure development of the County), and ascertain that an offer has been made and effused. Furnish Legal Department copies of correspondence as written documentation.
- (k) If condemnation proceedings are the only option left to obtain the necessary easements, a Board of Commissioner Agenda item from the Harnett Regional Water Director to the County Manager must be prepared and sent and copied to the Legal Department.
- (l) Legal Department will notify the Developer and the affected property owners as to the date, which the Board of Commissioners will consider the request.
- (m) Board of Commissioners will decide as to whether or not to direct Legal to initiate the condemnation process of the property in question. Condemnation under this Policy shall be subject to the Board of Commissioners findings of public purpose, public necessity, and approval of exercise of eminent domain.
- (n) Upon the Board of Commissioners approval and prior to HRW staff starting action, the Developer to deposit with HRW twice the amount of the estimated cost of the right-of-way.

The Developer will have the right to have his attorney participate in the process in conjunction with HRW attorneys. If the Developer elects not to, he shall furnish a waiver to HRW to that effect. Upon obtaining the right-of-way, HRW shall refund to the Developer all funds (item m) over and above those required to obtain the right-of-way. In the event that condemnation becomes and is approved by County Commissioners, the Developer shall write a letter to HRW stating that he will be fully responsible for any and all cost and

expenses awarded by the court in the condemnation case. For County projects, that letter will be written to the County Development Services Department. At the option of HRW, the Developer may be required to deposit additional funds up to five times the amount of the estimated right-of-way value. HRW will retain these funds until completion of the judgment, at which time any remaining monies will be returned to the Developer. The money on deposit with HRW will bear no interest.

Section 29.3 Extension of Water and Sewer Lines Within County.

(a) HRW currently extends service by 3 methods:

1. Capital Projects using Loan & Grants to fund.
2. Private Development within public rights-of-way or dedicated rights-of-way funded by private funds.
3. Co-operative Projects - between HRW and private sector for commercial and industrial development. The amount of HRW funds contributed to a co-operative project is guaranteed to be repaid to HRW by the Developer in net tax proceeds from the improved Property within the first five years. If the net tax proceeds received within the five year period fail to equal HRW’s fiscal contribution to the project, the Developer shall pay the difference to HRW.

(b) HRW proposes to designate, from the Harnett Regional Water Fund, certain restricted annual appropriations for the development of water and sewer line extensions within Harnett County. All requests for extensions shall be rated on the following point system.

- |   |                  |
|---|------------------|
| 1. Public Health Severity                           | 40 points        |
| 2. Cost Feasibility Based Upon Return of Investment | 40 points        |
| 3. Contributed Capital by Individual or Business    | <u>20 points</u> |

Points Maximum 100 Points

The responsibility for rating each request will be with the Director of Harnett Regional Water or the designee of the Director. A minimum score of 50 points is required in order for the Harnett County Board of Commissioners to consider the request.

#### Section 29.4 Extensions Outside of County.

- (a) HRW has no responsibility to provide water or sewer service to property located outside the County. However, upon request, HRW may extend its water or sewer lines to serve properties outside the County when it determines that it is in the County's best interest to do so.
- (b) Any owner of property outside the County who seeks an extension of HRW's water or sewer system to serve the property shall submit an application for extension to HRW. The owner shall provide all information HRW deems necessary to determine whether the requested extension is feasible and in the County's best interest.
- (c) The responsibility for, and the entire cost of, extending a water or sewer line to serve property outside the County shall be borne by the property owner requesting the extension.

#### Section 29.5 Extensions Made by Other than HRW Personnel.

- (a) Extensions of HRW's water or sewer system installed by other than HRW personnel, whether inside or outside the county, shall be installed by a licensed utility contractor in accordance with the provisions of this policy as well as other HRW specifications and requirements. Among other matters, such specifications shall govern the size of all lines, their locations, grades, materials used, manner of installation and provision for future extensions.
- (b) No construction or any addition to HRW's water or sewer system shall commence until detailed plans have been reviewed and approved by the Director of Harnett Regional Water or the designee of the Director. Such plans shall include whatever information the administrator deems necessary to determine whether the proposed extension complies with all applicable HRW specifications and requirements.

- (c) Water lines intended for addition to HRW owned water system will be allowed to connect to the system if installed within the rights-of-way of a dedicated street or if adequate permanent easements are provided. Sewer lines shall also be installed within public street rights-of-way wherever practical, but HRW may accept sewer lines constructed on private property (where the topography makes this necessary) if adequate permanent easements are provided.
- (d) To protect street surfaces, HRW shall require that whenever extensions of water or sewer lines are made to properties or within new subdivisions, laterals be extended to all properties expected to tap onto such water or sewer lines.

Section 29.6 Observation by HRW of Work Done by Others.

- (a) All work on the extension of water or sewer lines not performed by HRW forces (whether inside or outside the county), shall be subject to observation by HRW. If, in the judgment of the Director of Harnett Regional Water, or the Director's designee, there is a demonstrated lack of competent supervision by a contractor, the administrator may at his option:
  1. Stop work until approved supervision is obtained and the work is done in accordance with HRW specifications and requirements;
  - or
  2. Provide observation by HRW personnel.
- (b) Observation of a project by HRW does not consist of or imply supervision. The person requesting the extension is solely responsible for ensuring that the project is completed according to State approved plans and HRW specifications.

Section 29.7 Dedication of Water and Sewer Line Extensions.

- (a) All water and sewer mains constructed and connected with the water and/or sewer facilities of HRW pursuant to this section shall be conveyed to and become the property of HRW upon completion and acceptance by HRW. Connection to the system and acceptance by HRW shall constitute dedication of a water or sewer main extension by the person responsible for the extension.
- (b) Following dedication as provided in Subsection (a), HRW shall have exclusive control of all water or sewer lines and shall be responsible for their maintenance, repair and operation. However, the conveyor of additions to the system

shall guarantee the entire project against defective material and workmanship for a period of twelve (12) months from the date of acceptance of the project, including such incidental damages as may arise from such claims.

Section 30. Delinquent Service Fees.

- (a) Except as provided in subsection (e) of this section, when a consumer shall have failed to pay their account (as specified in subsection c of this section) by the due date set forth on their bill, a delinquent service fee shall be imposed upon the consumer and the amount of such fee shall be added to the balance due.
- (b) The amount of the delinquent service fee provided for in this section shall be the sum of ten (\$10.00) dollars.
- (c) A consumer shall have failed to pay their account when the full amount charged to the consumer for service supplied as stated on their bill has not been paid over to and received by HRW by 5:00p.m. on the due date set forth on the bill.
- (d) The bill which shall be mailed to a consumer setting forth the charges due for services supplied, shall state the due date, the amount of the bill if paid by the due date, the amount of the bill if paid after the due date and shall further state that if payment is not made by the due date that the delinquent service fee will be charged.
- (e) When a consumer has paid all bills rendered to him by the due date set forth on each bill for twelve consecutive billing periods, should that consumer then make a payment after a due date, the delinquent service fee shall be waived for that period.

Section 31. Sprinkler Connections.

- (a) Application for Full Service and Retrofitted Sprinkler Connections shall be made in person at HRW. Forms to be used in application processing shall be administratively prepared and matters otherwise associated with service application shall be processed pursuant to and in accordance with the rules, regulations, policies and/or procedures applicable to the service district within which the premises to be served is located.
- (b) The same schedule of connection or tap-on-fees applicable in the service district within which the premises to be served is located shall apply with respect to Full Service Sprinkler Connections.

- (c) The following schedule of connection or tap-on-fees shall apply in all service districts to the Retrofitted Sprinkler Connection:

2 inch connection	\$2,000.00
1 1/2 inch connection	900.00
1 inch connection	650.00
3/4 inch connection	500.00

The above connection fees do not include associated meter or other necessary equipment charges.

- (d) The same schedule of rates, including the monthly minimum charge, applicable in the service district within which the premises to be served is located shall apply with respect to Full Service Sprinkler Connections. No sewer charges shall be made to the Consumer based upon the water consumption of the Full Service Sprinkler Connection.
- (e) The same schedule of rates applicable in the service district within which the premises to be served is located shall apply with respect to Retrofitted Sprinkler Connections. No monthly minimum charge will be made except during those months when the connection has been used. No sewer charges shall be made to the Consumer based upon the water consumption of the Retrofitted Sprinkler Connection.
- (e) Except as specifically provided in this Section, all of the other rules, regulations, policies and/or procedures applicable to the service district within which the premises to be served is located shall be applicable with respect to Full Service and Retrofitted Sprinkler Connections.

### Section 32. Provision for Cut-Off Valve


Any person desiring to connect to a water supply and distribution system owned and/or operated by HRW shall be required to install a cut-off valve of a minimum size of 3/4" onto the service line running from the meter box to the consumer's premises. This cut-off valve shall be located within twelve (12) inches of the connection of the customer's service line to the meter box. A diagram showing a typical installation of such cut-off valve is attached hereto and made part of this section.

This section shall be enforceable in addition to the minimum requirements of the North Carolina State Building Code regarding plumbing and placement of cut-off valves.

Duly Adopted this 5<sup>th</sup> day of June 2023, upon motion made by Commissioner Morris and adopted by the following vote:

Ayes 4 Noes 0 Absent 1

Board of Commissioners of the County Harnett County

By:   
Matthew Nicol, Chairman of the Board and of the  
Governing body of the Water and Sewer Districts of  
Harnett County.